

# PRODUCT PROGRAM

Product catalog for  
robots of the brand

**ProKasro\***

## PRODUCT PROGRAM 2025







The tables of contents in this catalog are interactive. A click will lead you directly to the desired target page.

## TABLE OF CONTENTS

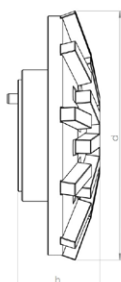
Robot type	Page
ProKasro* Goliath*	3
ProKasro* Gretchen*	25
ProKasro* Electric 3000 Watt*	41
ProKasro* Electric 2000 W - M14H7*	75
ProKasro* Electric 1200/2000 W - M10x0,75*	105
ProKasro* Pneumatik 3200/3600 W*	120
ProKasro* Pneumatic 1700/2500 W*	154
ProKasro* Pneumatic 900/1200 W*	186
ProKasro* Pneumatic 500 W*	200



	<p><b>Premium Diamond Tools for High-Performance Material Removal and Long Service Life</b></p> <p><b>Materials to be processed</b></p> <ul style="list-style-type: none"> <li>Reinforced Concrete</li> <li>Concrete</li> <li>Deposits / Fouling</li> <li>Cast Iron</li> <li>Vitrified Clay</li> </ul> <p>Page 4</p>
	<p><b>Field-Proven Standard Diamond Tools with Outstanding Value for Purchase Investment</b></p> <p><b>Materials to be processed</b></p> <ul style="list-style-type: none"> <li>Reinforced Concrete</li> <li>Concrete</li> <li>Deposits / Fouling</li> <li>Cast Iron</li> <li>Vitrified Clay</li> </ul> <p>Page 8</p>
	<p><b>High-Tech Milling Tools made of PCD with Unbeatable Cutting and Stock Removal Performance for Almost Every Material</b></p> <p><b>Materials to be processed</b></p> <ul style="list-style-type: none"> <li>Concrete</li> <li>UV CIPP</li> <li>PVC</li> <li>Felt CIPP</li> <li>Deposits / Fouling</li> <li>Roots</li> <li>Vitrified Clay</li> </ul> <p>Page 12</p>
	<p><b>Absolutely Smooth-Running and Precise PCD Cutting Tools for Opening CIPP - Optimized for UV CIPP -</b></p> <p><b>Materials to be processed</b></p> <ul style="list-style-type: none"> <li>UV CIPP</li> <li>PVC</li> <li>Felt CIPP</li> </ul> <p>Page 16</p>
	<p><b>Absolutely Smooth-Running and Precise PCD Cutting Tools for Opening CIPP - All Kinds of CIPP and PVC -</b></p> <p><b>Materials to be processed</b></p> <ul style="list-style-type: none"> <li>UV CIPP</li> <li>PVC</li> <li>Felt CIPP</li> </ul> <p>Page 19</p>
	<p><b>Functional Accessories</b></p> <p>High-quality brushes, adapters, extensions, etc.</p> <p>Page 20</p>



### Mushroom-head milling cutter spring-mounted



#### Materials to be processed

- Reinforced Concrete
- Concrete
- Deposits / Fouling
- Cast Iron
- Vitrified Clay

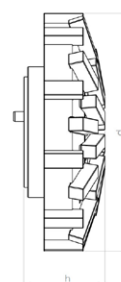
#### Field of Application

- Surface grinding and milling
- Milling of offset socket transitions

Article-No.	Pipe Ø inch	d inch	h inch	Segments	Weight pounds
42002 P	10	4.7	1.8	20	3.52
42003 P	12	4.7	1.8	20	3.52
42004 P	14 - 16	4.7	1.8	20	3.52
42005 P	18 - 20	4.7	1.8	20	3.52
42006 P	24	4.7	1.8	20	3.52



### Mushroom-head milling cutter spring-mounted



#### Materials to be processed


- Reinforced Concrete
- Concrete
- Deposits / Fouling
- Cast Iron
- Vitrified Clay

#### Field of Application

- Removal of intruding laterals
- Surface grinding and milling
- Milling of offset socket transitions

Article-No.	Pipe Ø inch	d inch	h inch	Segments	Weight pounds
45002 P	10	4.7	1.8	30	3.52
45003 P	12	4.7	1.8	30	3.52
45004 P	14 - 16	4.7	1.8	30	3.52
45005 P	18 - 20	4.7	1.8	30	3.52
45006 P	24	4.7	1.8	30	3.52



**2-in-1 cutter spring-mounted****Materials to be processed**

- Reinforced Concrete
- Concrete
- Deposits / Fouling
- Cast Iron
- Vitrified Clay

**Field of Application**

- Preparatory milling of laterals
- Removal of intruding laterals
- Surface grinding and milling
- Milling of offset socket transitions

Article-No.	Pipe Ø inch	d inch	h inch	Segments	Weight pounds
KF 45002 P	10	3.9	1.8	36	2.64
KF 45003 P	12	3.9	1.8	36	2.64
KF 45004 P	14 - 16	3.9	1.8	36	2.64
KF 45005 P	18 - 20	3.9	1.8	36	2.64
KF 45006 P	24	3.9	1.8	36	2.64

**Inlet milling cutter machined for minimum runout****Materials to be processed**

- Reinforced Concrete
- Concrete
- Cast Iron
- Vitrified Clay

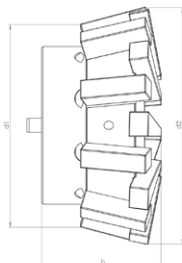
**Field of Application**

- Preparatory milling of laterals
- Removal of intruding laterals

Article-No.	Pipe Ø inch	d inch	h inch	Segments	Weight pounds
42026 P	10 - 24	2.8	1.7	18	1.76



### Inlet milling cutter 15° machined for minimum runout



#### Materials to be processed

- Reinforced Concrete
- Concrete
- Cast Iron
- Vitrified Clay

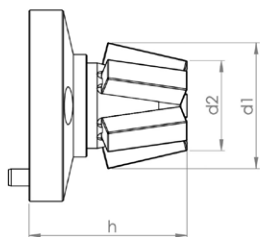
#### Field of Application

- Preparatory milling of laterals
- Removal of intruding laterals

Article-No.	d1 inch	d2 inch	h inch	Segments	Weight pounds
42032 P	2.8	3.1	1.7	18	1.76



### Slot milling cutter



#### Materials to be processed

- Reinforced Concrete
- Concrete
- Vitrified Clay

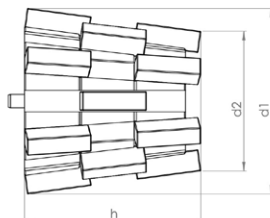
#### Field of Application

- Preparatory milling of cracks and sockets

Article-No.	Pipe Ø inch	d1 inch	d2 inch	h inch	Segments	Weight pounds
42012 P	8 - 12	1.4	1.1	1.6	5	0.66
42013 P	12 - 18	1.4	1.1	1.8	5	0.66
42021 P	18 - 24	1.4	1.1	2.2	5	0.88



### Tapered milling cutter machined for minimum runout



#### Materials to be processed

- Reinforced Concrete
- Concrete
- Cast Iron
- Vitrified Clay

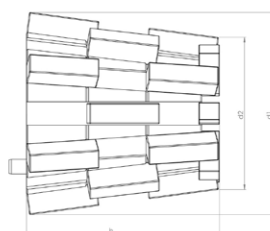
#### Field of Application

- Preparatory milling of laterals
- Removal of intruding laterals

Article-No.	d1 inch	d2 inch	h inch	Segments	Weight pounds
42010 P	2.8	2.0	2.6	18	2.2



### Tapered milling cutter with top segments, machined for minimum runout



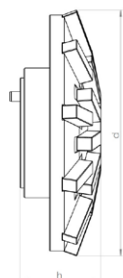
#### Materials to be processed

- Reinforced Concrete
- Concrete
- Cast Iron
- Vitrified Clay

#### Field of Application

- Preparatory milling of laterals
- Removal of intruding laterals

Article-No.	d1 inch	d2 inch	h inch	Segments	Weight pounds
42033 P	2.8	2.0	2.6	24	2.2


**N•TEC II®** Mushroom-head milling cutter spring-mounted

**Materials to be processed**

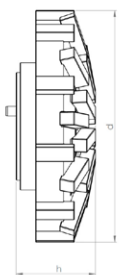
- Reinforced Concrete
- Concrete
- Deposits / Fouling
- Cast Iron
- Vitrified Clay

**Field of Application**

- Surface grinding and milling
- Milling of offset socket transitions

Article-No.	Pipe Ø inch	d inch	h inch	Segments	Weight pounds
43002	10	4.7	1.8	20	3.52
43003	12	4.7	1.8	20	3.52
43004	14 - 16	4.7	1.8	20	3.52
43005	18 - 20	4.7	1.8	20	3.52
43006	24	4.7	1.8	20	3.52

**Note:** Milling tools in other segment hardnesses are available on request.

**N•TEC II®** Mushroom-head milling cutter spring-mounted

**Materials to be processed**

- Reinforced Concrete
- Concrete
- Deposits / Fouling
- Cast Iron
- Vitrified Clay

**Field of Application**


- Removal of intruding laterals
- Surface grinding and milling
- Milling of offset socket transitions

Article-No.	Pipe Ø inch	d inch	h inch	Segments	Weight pounds
46002	10	4.7	1.8	30	3.52
46003	12	4.7	1.8	30	3.52
46004	14 - 16	4.7	1.8	30	3.52
46005	18 - 20	4.7	1.8	30	3.52
46006	24	4.7	1.8	30	3.52

**Note:** Milling tools in other segment hardnesses are available on request.



**N•TEC II®** Inlet milling cutter



**Materials to be processed**

- Reinforced Concrete
- Concrete
- Cast Iron
- Vitrified Clay


**Field of Application**

- Preparatory milling of laterals
- Removal of intruding laterals

Article-No.	d inch	h inch	Segments	Weight pounds
43026	2.8	1.7	18	1.76

Note: Milling tools in other segment hardnesses are available on request.

**N•TEC II®** Inlet milling cutter 15°



**Materials to be processed**

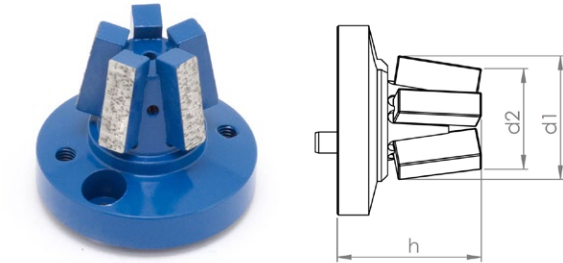
- Reinforced Concrete
- Concrete
- Cast Iron
- Vitrified Clay

**Field of Application**

- Preparatory milling of laterals
- Removal of intruding laterals

Article-No.	d1 inch	d2 inch	h inch	Segments	Weight pounds
43032	2.8	3.1	1.7	18	1.76

Note: Milling tools in other segment hardnesses are available on request.



**N•TEC II®** Slot milling cutter

**Materials to be processed**

- Reinforced Concrete
- Concrete
- Cast Iron
- Vitrified Clay

**Field of Application**

- Preparatory milling of cracks and sockets

Article-No.	Pipe Ø inch	d1 inch	d2 inch	h inch	Segments	Weight pounds
44012	8 - 12	1.4	1.1	1.6	5	0.66
44013	12 - 18	1.4	1.1	1.8	5	0.66
44021	18 - 24	1.4	1.1	2.2	5	0.88

**N•TEC II®** Disk milling cutter

**Materials to be processed**

- Reinforced Concrete
- Concrete
- Vitrified Clay

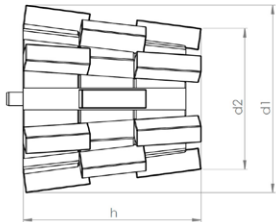
**Field of Application**

- Milling of circumferential slots on laterals

Article-No.	Pipe Ø inch	d inch	h inch	Segments	Weight pounds
43011	8 - 12	3.3	1.0	6	1.1
43015	12 - 24	4.3	1.0	9	1.54



**N•TEC II®** Tapered milling cutter



**Materials to be processed**

- Reinforced Concrete
- Concrete
- Cast Iron
- Vitrified Clay

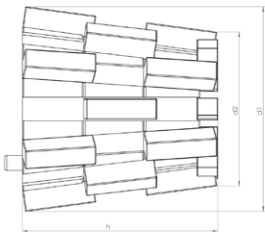
**Field of Application**

- Preparatory milling of laterals
- Removal of intruding laterals

Article-No.	d1 inch	d2 inch	h inch	Segments	Weight pounds
43010	2.8	2.0	2.6	18	2.2

Note: Milling tools in other segment hardnesses are available on request.

**N•TEC II®** Tapered milling cutter with top segments



**Materials to be processed**

- Reinforced Concrete
- Concrete
- Cast Iron
- Vitrified Clay

**Field of Application**

- Preparatory milling of laterals
- Removal of intruding laterals

Article-No.	d1 inch	d2 inch	h inch	Segments	Weight pounds
43033	2.8	2.0	2.6	24	2.2

Note: Milling tools in other segment hardnesses are available on request.


**BLACK-LINE** Mushroom-head milling cutter

**Materials to be processed**


- Concrete
- Deposits / Fouling
- UV CIPP
- Roots
- PVC
- Vitrified Clay
- Felt CIPP

**Note: Use on steel-reinforced concrete will destroy the cutting elements!**

**Field of Application**

- Surface milling
- Removal of intruding obstacles
- Milling of offset socket transitions

Article-No.	Pipe Ø inch	d inch	h inch	Segments	Weight pounds
BL 11201	10	4.1	1.2	40	2.09
BL 11202	12	4.1	1.2	40	2.09
BL 11203	14 - 16	4.1	1.2	40	2.09
BL 11204	18 - 20	4.1	1.2	40	2.09
BL 11205	24	4.1	1.2	40	2.09

**BLACK-LINE** Mushroom-head milling cutter spring-mounted

**Materials to be processed**

- Concrete
- Deposits / Fouling
- UV CIPP
- Roots
- PVC
- Vitrified Clay
- Felt CIPP

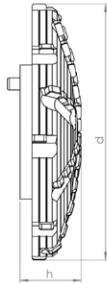
**Note: Use on steel-reinforced concrete will destroy the cutting elements!**

**Field of Application**

- Surface milling
- Removal of intruding obstacles
- Milling of offset socket transitions

Article-No.	Pipe Ø inch	d inch	h inch	Segments	Weight pounds
BL 11216	10	3.9	1.4	36	2.42
BL 11217	12	3.9	1.4	36	2.42
BL 11218	14 - 16	3.9	1.4	36	2.42
BL 11219	18 - 20	3.9	1.4	36	2.42
BL 11220	24	3.9	1.4	36	2.42




**BLACK-LINE** Mushroom-head milling cutter center cutting

**Materials to be processed**

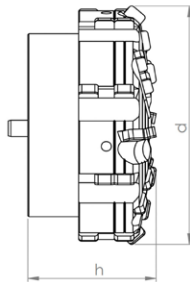
- Concrete
- Deposits / Fouling
- UV CIPP
- Roots
- PVC
- Vitrified Clay
- Felt CIPP

**Note: Use on steel-reinforced concrete will destroy the cutting elements!**

**Field of Application**

- Frontal milling
- Surface milling
- Removal of intruding obstacles
- Milling of offset socket transitions

Article-No.	Pipe Ø inch	d inch	h inch	Segments	Weight pounds
BL 11206	10	4.1	1.2	44	2.09
BL 11207	12	4.1	1.2	44	2.09
BL 11208	14 - 16	4.1	1.2	44	2.09
BL 11209	18 - 20	4.1	1.2	44	2.09
BL 11210	24	4.1	1.2	44	2.09

**BLACK-LINE** Inlet milling cutter

**Materials to be processed**

- Concrete
- Deposits / Fouling
- UV CIPP
- Roots
- PVC
- Vitrified Clay
- Felt CIPP

**Note: Use on steel-reinforced concrete will destroy the cutting elements!**

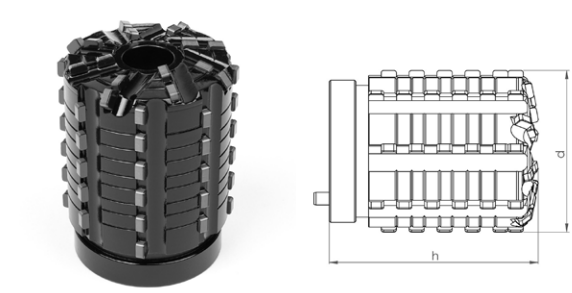
**Field of Application**

- Opening of laterals and inlet lines
- Preparatory milling of laterals
- Removal of intruding laterals
- Removal of intruding obstacles

Article-No.	Pipe Ø inch	d inch	h inch	Segments	Weight pounds
BL 11211	10 - 24	2.9	1.6	36	1.76



**BLACK-LINE** Cylinder milling cutter



Materials to be processed

- Concrete
- Deposits / Fouling
- UV CIPP
- Roots
- PVC
- Vitrified Clay
- Felt CIPP

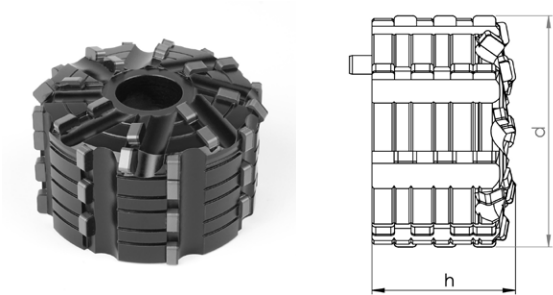
**Note: Use on steel-reinforced concrete will destroy the cutting elements!**

Field of Application

- Opening of laterals and inlet lines
- Preparatory milling of laterals
- Removal of intruding laterals
- Removal of intruding obstacles

Article-No.	d inch	h inch	Segments	Weight pounds
BL 11227	2.4	3.3	64	3.52

**BLACK-LINE** Cylinder milling cutter



Materials to be processed

- Concrete
- Deposits / Fouling
- UV CIPP
- Roots
- PVC
- Vitrified Clay
- Felt CIPP

**Note: Use on steel-reinforced concrete will destroy the cutting elements!**

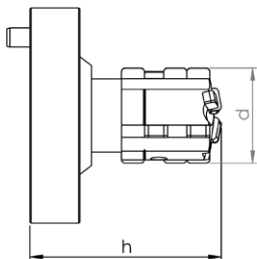
Field of Application

- Opening of laterals and inlet lines
- Preparatory milling of laterals
- Removal of intruding laterals
- Removal of intruding obstacles

Article-No.	d inch	h inch	Segments	Weight pounds
BL 11228	2.4	1.6	44	1.76



**BLACK-LINE** End milling cutter



**Materials to be processed**

- Concrete
- Deposits / Fouling
- UV CIPP
- Roots
- PVC
- Vitrified Clay
- Felt CIPP

**Note: Use on steel-reinforced concrete will destroy the cutting elements!**

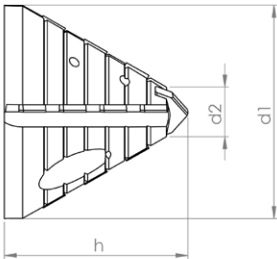
**Field of Application**

- Opening of laterals and inlet lines
- Preparatory milling of cracks and sockets

Article-No.	d inch	h inch	Segments	Weight pounds
BL 11213	1.1	2.0	14	0.66



linerCUT Pro® Tapered milling cutter with tungsten carbide tip



Materials to be processed

- UV CIPP
- Felt CIPP
- PVC

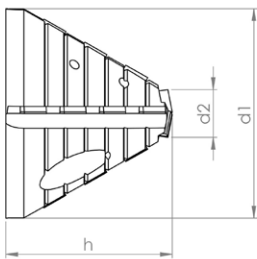
Note: Only suitable for processing CIPP liners and PVC!

Field of Application

- Opening of laterals and inlet lines

Article-No.	d1 inch	d2 inch	h inch	Segments	Weight pounds
BL 11221	2.4	0.8	2.0	14	0.88

linerCUT Pro® Tapered milling cutter with PCD tip



Materials to be processed

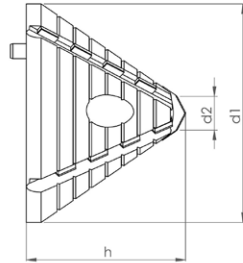
- UV CIPP
- Felt CIPP
- PVC

Note: Only suitable for processing CIPP liners and PVC!

Field of Application

- Opening of laterals and inlet lines

Article-No.	d1 inch	d2 inch	h inch	Segments	Weight pounds
BL 11223	2.4	0.7	2.0	16	0.88


**linerCUT Pro® Tapered milling cutter with tungsten carbide tip**

**Materials to be processed**

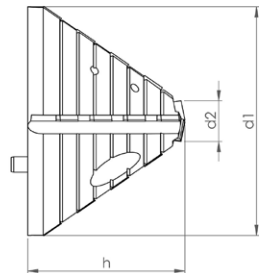
- UV CIPP
- Felt CIPP
- PVC

**Note: Only suitable for processing CIPP liners and PVC!**

**Field of Application**

- Opening of laterals and inlet lines

Article-No.	d1 inch	d2 inch	h inch	Segments	Weight pounds
BL 11226	3.0	0.8	2.2	16	1.43

**linerCUT Pro® Tapered milling cutter with PCD tip**

**Materials to be processed**

- UV CIPP
- Felt CIPP
- PVC

**Note: Only suitable for processing CIPP liners and PVC!**

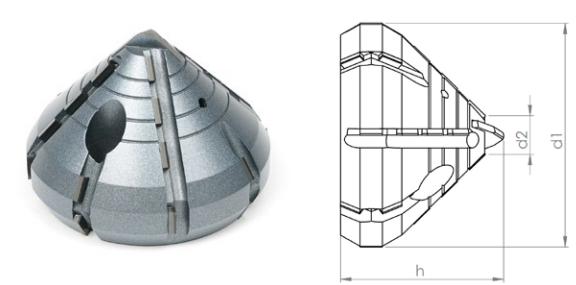
**Field of Application**

- Opening of laterals and inlet lines

Article-No.	d1 inch	d2 inch	h inch	Segments	Weight pounds
BL 11225	3.0	0.7	2.0	18	1.43



linerCUT Pro® Taper/cylinder milling cutter with tungsten carbide tip



Materials to be processed

- UV CIPP
- Felt CIPP
- PVC

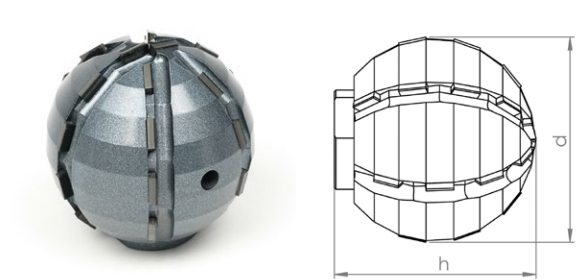
Note: Only suitable for processing CIPP liners and PVC!

Field of Application

- Opening of laterals and inlet lines

Article-No.	d1 inch	d2 inch	h inch	Segments	Weight pounds
BL 11222	2.8	0.8	2.0	24	1.43

linerCUT Pro® Ball milling cutter with additional water bore holes



Materials to be processed

- UV CIPP
- Felt CIPP
- PVC

Note: Only suitable for processing CIPP liners and PVC!

Field of Application

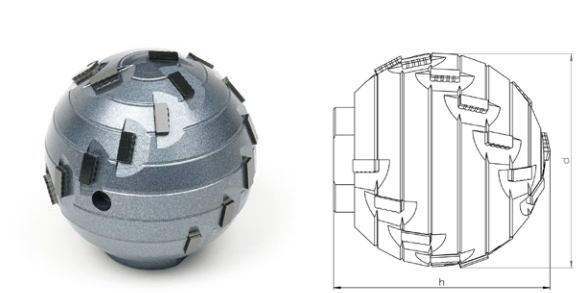
- Opening of laterals and inlet lines

Article-No.	d inch	h inch	Segments	Weight pounds
BL 11461	2.0	2.2	24	1.1

Note: Tool can only be used with matching adapter 90110!



linerCUT Pro® 2.0    **Ball milling cutter with additional water bore holes**



Materials to be processed

- UV CIPP
- Felt CIPP
- PVC

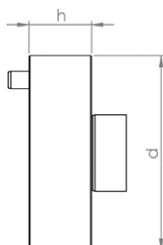
**Note: Only suitable for processing CIPP liners and PVC!**

Field of Application

- Opening of laterals and inlet lines

Article-No.	d inch	h inch	Segments	Weight pounds
BL 11462	2.0	2.0	22	1.1

**Note:** Tool can only be used with matching adapter 90110!

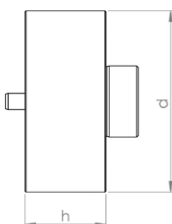
**Extension 18 mm****Description**

CNC fabricated tool extension for increased working radius of robot arm.

**Specification**

Stainless steel

Article-No.	d inch	h inch	Weight pounds
90114	2.2	0.7	0.66

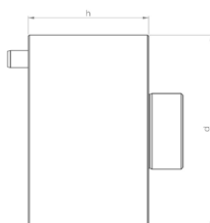
**Extension 25 mm****Description**

CNC fabricated tool extension for increased working radius of robot arm.

**Specification**

Stainless steel

Article-No.	d inch	h inch	Weight pounds
90115	2.2	1.0	0.88

**Extension 35 mm****Description**

CNC fabricated tool extension for increased working radius of robot arm.

**Specification**

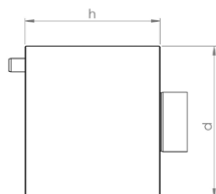
Stainless steel

Article-No.	d inch	h inch	Weight pounds
90183	2.2	1.4	1.32





## Extension 50 mm



### Description

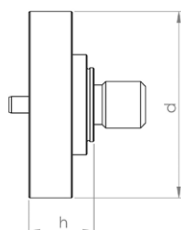
CNC fabricated tool extension for increased working radius of robot arm.

### Specification

Stainless steel

Article-No.	d inch	h inch	Weight pounds
90116	2.2	2.0	1.98

## Adapter for mounting of brushes and cutting discs



### Description

CNC fabricated adapter for mounting of brushes and cutting discs.

Thread: M14 (14 mm O.D.)

Centering ring for cutting disc: Ø 22,2 mm

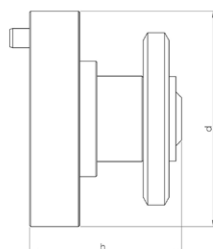
**NOTE:** When mounting wheel brushes or cutting discs, a locking disc is also required!

### Specification

Stainless steel

Article-No.	d inch	h inch	Weight pounds
90110	2.2	0.7	0.55

## Adapter for mounting of 4 cutting discs



### Description

CNC fabricated adapter for mounting of 4 cutting discs.

Mounting shaft Ø 22,2 mm

includes 4 cutting discs and locking disc

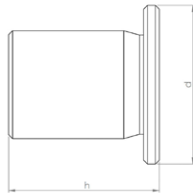
**NOTE:** This adapter cannot be used to mount a single cutting disc!

### Specification

Stainless steel

Article-No.	d inch	h inch	Weight pounds
90170	2.2	1.9	0.55

### Adapter for mounting a half ball grinding stone



#### Description

CNC fabricated adapter for mounting a half-ball grinding stone.

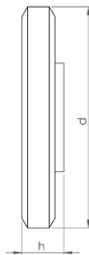
**NOTE:** This adapter can only be used with part number 81001!

#### Specification

Stainless steel

Article-No.	d inch	h inch	Weight pounds
90174	1.6	1.5	0.26

### Locking disc for mounting of wheel brushes and cutting discs



#### Description

Thread: M14 (14 mm O.D.)

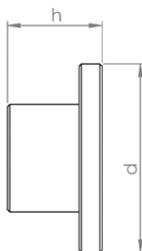
**NOTE:** Wheel brushes and cutting discs must be mounted using matching adapters!

#### Specification

Steel, burnished

Article-No.	d inch	h inch	Weight pounds
SP 90110	1.8	0.3	0.15

### Protective cap for protection of locking ring of spring-mounted milling tools



#### Description

The protective cap covers the locking ring during the milling process.

The cap protects against abrasion and prevents ejection of the spring-action mounting element from the milling head.

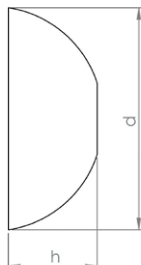
#### Specification

Steel

Article-No.	d inch	h inch	Weight pounds
90125	1.3	0.6	0.04



### Grinding stone Half ball Ø 125 mm



#### Description

Half-ball grinding stone made of corundum, for cosmetic finishing of epoxy resin repaired side drains.

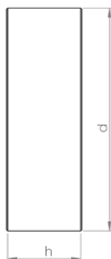
**NOTE:** Only useable with adapter 90174!

#### Specification

Corundum

Article-No.	d inch	h inch	Weight pounds
81001	4.9	2.0	1.43

### Cup wheel Ø 80 mm



#### Description

Corundum cup wheel, for working on steel and cast iron.

Mounting hole Ø 22,2 mm

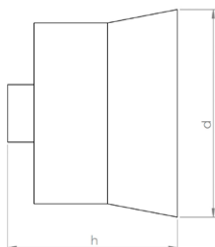
**NOTE:** May be used only with matching adapter and locking disc!

#### Specification

Corundum

Article-No.	d inch	h inch	Weight pounds
81003	3.1	1.1	0.44

### Cup brush Ø 80 mm



#### Description

Premium rotary wire brush for finishing work on CIPP liners and PVC.

Mounting hole M14 (14 mm thread O.D.)

**NOTE:** May be used only with matching adapter!

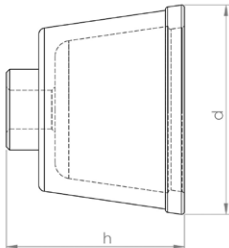
#### Specification

Wire thickness: Ø 0,5 mm

Article-No.	d inch	h inch	Weight pounds
80019	3.1	3.1	1.43



Cup brush Ø 65 mm



Description

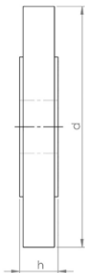
Premium rotary wire brush for finishing work on CIPP liners and PVC.  
Mounting hole M14 (14 mm thread O.D.)  
**NOTE:** May be used only with matching adapter!

Specification

Wire thickness: Ø 0,8 mm

Article-No.	d inch	h inch	Weight pounds
80020	2.6	2.0	0.55

Wheel brush Ø 100 mm



Description






Premium rotary wire brush for finishing work on CIPP liners and PVC.  
Mounting hole Ø 22,2 mm  
**NOTE:** May be used only with matching adapter and locking disc!

Specification

Wire thickness: Ø 0,5 mm

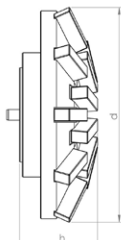
Article-No.	d inch	h inch	Weight pounds
80018	3.9	0.6	0.44



 <b>N•TEC II<sup>®</sup></b> PREMIUM	<b>Premium Diamond Tools for High-Performance Material Removal and Long Service Life</b>  <b>Materials to be processed</b> <ul style="list-style-type: none"><li>• Reinforced Concrete</li><li>• Concrete</li><li>• Deposits / Fouling</li><li>• Cast Iron</li><li>• Vitrified Clay</li></ul>	Page 26
 <b>N•TEC II<sup>®</sup></b>	<b>Field-Proven Standard Diamond Tools with Outstanding Value for Purchase Investment</b>  <b>Materials to be processed</b> <ul style="list-style-type: none"><li>• Reinforced Concrete</li><li>• Concrete</li><li>• Deposits / Fouling</li><li>• Cast Iron</li><li>• Vitrified Clay</li></ul>	Page 29
 <b>BLACK•LINE</b>	<b>High-Tech Milling Tools made of PCD with Unbeatable Cutting and Stock Removal Performance for Almost Every Material</b>  <b>Materials to be processed</b> <ul style="list-style-type: none"><li>• Concrete</li><li>• UV CIPP</li><li>• PVC</li><li>• Felt CIPP</li><li>• Deposits / Fouling</li><li>• Roots</li><li>• Vitrified Clay</li></ul>	Page 32
 <b>linerCUT Pro<sup>®</sup></b>	<b>Absolutely Smooth-Running and Precise PCD Cutting Tools for Opening CIPP - Optimized for UV CIPP -</b>  <b>Materials to be processed</b> <ul style="list-style-type: none"><li>• UV CIPP</li><li>• PVC</li><li>• Felt CIPP</li></ul>	Page 35
	<b>Functional Accessories</b>  High-quality brushes, adapters, extensions, etc.	Page 37



### Mushroom-head milling cutter spring-mounted



#### Materials to be processed

- Reinforced Concrete
- Concrete
- Deposits / Fouling
- Cast Iron
- Vitrified Clay

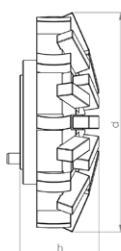
#### Field of Application

- Surface grinding and milling
- Milling of offset socket transitions

Article-No.	Pipe Ø inch	d inch	h inch	Segments	Weight pounds
42017 P	6	3.9	1.8	20	1.65
42018 P	8	3.9	1.8	20	1.65
42019 P	10	3.9	1.8	20	1.65
42020 P	12 - 18	3.9	1.8	20	1.65



### Mushroom-head milling cutter spring-mounted



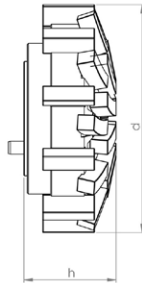

#### Materials to be processed

- Reinforced Concrete
- Concrete
- Deposits / Fouling
- Cast Iron
- Vitrified Clay

#### Field of Application

- Removal of intruding laterals
- Surface grinding and milling
- Milling of offset socket transitions

Article-No.	Pipe Ø inch	d inch	h inch	Segments	Weight pounds
45017 P	6	3.9	1.8	30	2.09
45018 P	8	3.9	1.8	30	2.09
45019 P	10	3.9	1.8	30	2.09
45020 P	12 - 18	3.9	1.8	30	2.09

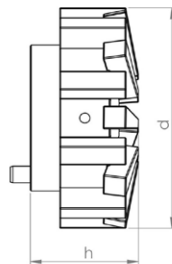
**2-in-1 cutter spring-mounted****Materials to be processed**

- Reinforced Concrete
- Concrete
- Deposits / Fouling
- Cast Iron
- Vitrified Clay

**Field of Application**

- Preparatory milling of laterals
- Removal of intruding laterals
- Surface grinding and milling
- Milling of offset socket transitions

Article-No.	Pipe Ø inch	d inch	h inch	Segments	Weight pounds
KF 45017 P	6	3.5	1.8	30	1.76
KF 45018 P	8	3.5	1.8	30	1.76
KF 45019 P	10	3.5	1.8	30	1.76
KF 45020 P	12 - 18	3.5	1.8	30	1.76

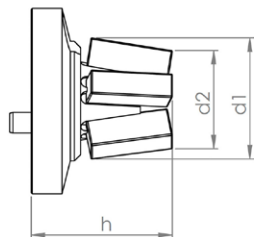
**Inlet milling cutter machined for minimum runout****Materials to be processed**

- Reinforced Concrete
- Concrete
- Cast Iron
- Vitrified Clay

**Field of Application**

- Preparatory milling of laterals
- Removal of intruding laterals

Article-No.	d inch	h inch	Segments	Weight pounds
42016 P	2.6	1.3	18	0.99

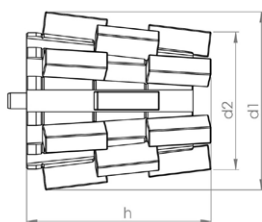
**Slot milling cutter****Materials to be processed**

- Reinforced Concrete
- Concrete
- Vitrified Clay

**Field of Application**

- Preparatory milling of cracks and sockets

Article-No.	d1 inch	d2 inch	h inch	Segments	Weight pounds
42014 P	1.2	1.0	1.4	5	0.44

**Tapered milling cutter machined for minimum runout****Materials to be processed**

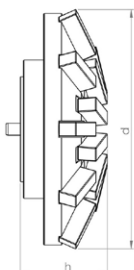
- Reinforced Concrete
- Concrete
- Cast Iron
- Vitrified Clay

**Field of Application**

- Preparatory milling of laterals
- Removal of intruding laterals

Article-No.	d1 inch	d2 inch	h inch	Segments	Weight pounds
42025 P	2.2	1.7	2.3	18	1.1




**N•TEC II®** Mushroom-head milling cutter spring-mounted

**Materials to be processed**

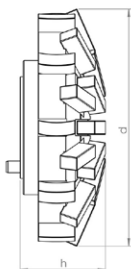
- Reinforced Concrete
- Concrete
- Deposits / Fouling
- Cast Iron
- Vitrified Clay

**Field of Application**

- Surface grinding and milling
- Milling of offset socket transitions

Article-No.	Pipe Ø inch	d inch	h inch	Segments	Weight pounds
43017	6	3.9	1.8	20	1.65
43018	8	3.9	1.8	20	1.65
43019	10	3.9	1.8	20	1.65
43020	12 - 18	3.9	1.8	20	1.65

Note: Milling tools in other segment hardnesses are available on request.

**N•TEC II®** Mushroom-head milling cutter spring-mounted

**Materials to be processed**

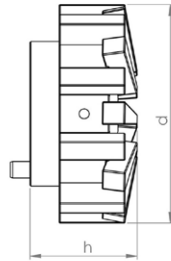
- Reinforced Concrete
- Concrete
- Deposits / Fouling
- Cast Iron
- Vitrified Clay

**Field of Application**

- Surface grinding and milling
- Milling of offset socket transitions

Article-No.	Pipe Ø inch	d inch	h inch	Segments	Weight pounds
46017	6	3.9	1.8	30	2.09
46018	8	3.9	1.8	30	2.09
46019	10	3.9	1.8	30	2.09
46020	12 - 18	3.9	1.8	30	2.09

Note: Milling tools in other segment hardnesses are available on request.

**N•TEC II®** Inlet milling cutter

**Materials to be processed**

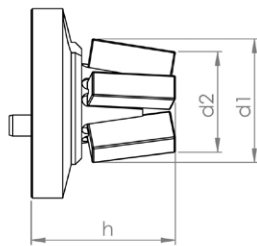
- Reinforced Concrete
- Concrete
- Cast Iron
- Vitrified Clay

**Field of Application**

- Preparatory milling of laterals
- Removal of intruding laterals

Article-No.	d inch	h inch	Segments	Weight pounds
43016	2.6	1.3	18	0.99

Note: Milling tools in other segment hardnesses are available on request.


**N•TEC II®** Slot milling cutter

**Materials to be processed**

- Reinforced Concrete
- Concrete
- Vitrified Clay

**Field of Application**

- Preparatory milling of cracks and sockets

Article-No.	d1 inch	d2 inch	h inch	Segments	Weight pounds
44014	1.2	1.0	1.4	5	0.44

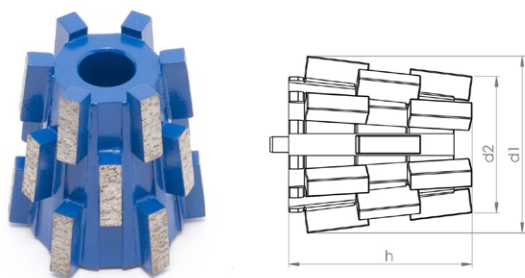

**N•TEC II®** Disk milling cutter

**Materials to be processed**

- Reinforced Concrete
- Concrete
- Vitrified Clay

**Field of Application**

- Milling of circumferential slots on laterals

Article-No.	d inch	h inch	Segments	Weight pounds
43023	3.3	1.0	6	1.1

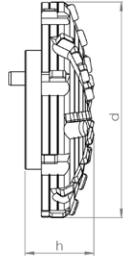
**N•TEC II®** Tapered milling cutter

**Materials to be processed**

- Reinforced Concrete
- Concrete
- Cast Iron
- Vitrified Clay

**Field of Application**

- Preparatory milling of laterals
- Removal of intruding laterals

Article-No.	Pipe Ø inch	d1 inch	d2 inch	h inch	Segments	Weight pounds
43025	6 - 10	2.2	1.7	2.3	18	1.1


**BLACK-LINE** Mushroom-head milling cutter

**Materials to be processed**

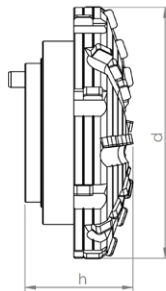
- Concrete
- Deposits / Fouling
- UV CIPP
- Roots
- PVC
- Vitrified Clay
- Felt CIPP

**Note: Use on steel-reinforced concrete will destroy the cutting elements!**

**Field of Application**

- Surface milling
- Removal of intruding obstacles
- Milling of offset socket transitions

Article-No.	Pipe Ø inch	d inch	h inch	Segments	Weight pounds
BL 11301	6	3.3	1.2	36	0.99
BL 11302	8	3.3	1.2	36	0.99
BL 11309	10	3.3	1.2	36	0.99
BL 11321	12 - 18	3.3	1.2	36	0.99

**BLACK-LINE** Mushroom-head milling cutter spring-mounted

**Materials to be processed**

- Concrete
- Deposits / Fouling
- UV CIPP
- Roots
- PVC
- Vitrified Clay
- Felt CIPP

**Note: Use on steel-reinforced concrete will destroy the cutting elements!**

**Field of Application**

- Frontal milling
- Removal of intruding obstacles
- Milling of offset socket transitions

Article-No.	Pipe Ø inch	d inch	h inch	Segments	Weight pounds
BL 11311	6	3.1	1.4	32	2.2
BL 11312	8	3.1	1.4	32	2.2
BL 11313	10	3.1	1.4	32	2.2
BL 11322	12 - 18	3.1	1.4	32	2.2


**BLACK-LINE** Mushroom-head milling cutter center cutting, clockwise

**Materials to be processed**

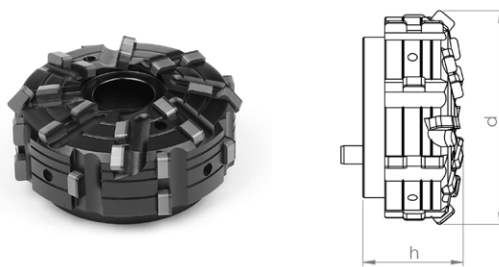
- Concrete
- Deposits / Fouling
- UV CIPP
- Roots
- PVC
- Vitrified Clay
- Felt CIPP

**Note: Use on steel-reinforced concrete will destroy the cutting elements!**

**Field of Application**

- Frontal milling
- Surface milling
- Removal of intruding obstacles
- Milling of offset socket transitions

Article-No.	Pipe Ø inch	d inch	h inch	Segments	Weight pounds
BL 11317	6	3.3	1.2	38	1.1
BL 11318	8	3.3	1.2	38	1.1
BL 11319	10	3.3	1.2	38	1.1
BL 11323	12 - 18	3.3	1.2	38	1.1

**BLACK-LINE** Inlet milling cutter

**Materials to be processed**

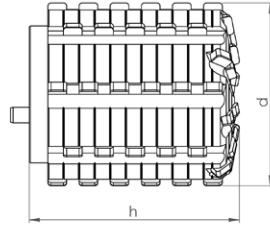
- Concrete
- Deposits / Fouling
- UV CIPP
- Roots
- PVC
- Vitrified Clay
- Felt CIPP

**Note: Use on steel-reinforced concrete will destroy the cutting elements!**

**Field of Application**

- Opening of laterals and inlet lines
- Preparatory milling of laterals
- Removal of intruding laterals
- Removal of intruding obstacles

Article-No.	d inch	h inch	Segments	Weight pounds
BL 11305	2.2	1.2	28	0.88


**BLACK-LINE** Cylinder milling cutter

**Materials to be processed**

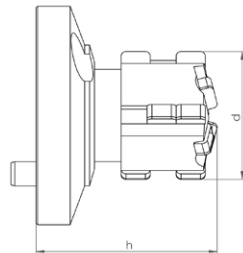
- Concrete
- Deposits / Fouling
- UV CIPP
- Roots
- PVC
- Vitrified Clay
- Felt CIPP

**Note: Use on steel-reinforced concrete will destroy the cutting elements!**

**Field of Application**

- Opening of laterals and inlet lines
- Preparatory milling of laterals
- Removal of intruding laterals
- Removal of intruding obstacles

Article-No.	d inch	h inch	Segments	Weight pounds
BL 11320	2.2	2.6	60	2.42

**BLACK-LINE** End milling cutter

**Materials to be processed**

- Concrete
- Deposits / Fouling
- UV CIPP
- Roots
- PVC
- Vitrified Clay
- Felt CIPP

**Note: Use on steel-reinforced concrete will destroy the cutting elements!**

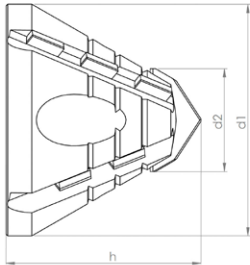
**Field of Application**

- Opening of laterals and inlet lines
- Preparatory milling of cracks and sockets

Article-No.	d inch	h inch	Segments	Weight pounds
BL 11306	1.0	1.5	14	0.44



linerCUT Pro® Tapered milling cutter with tungsten carbide tip



Materials to be processed

- UV CIPP
- Felt CIPP
- PVC

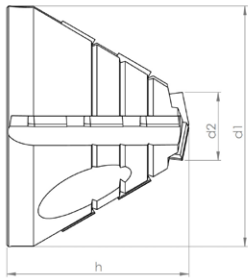
Note: Only suitable for processing CIPP liners and PVC!

Field of Application

- Opening of laterals and inlet lines

Article-No.	d1 inch	d2 inch	h inch	Segments	Weight pounds
BL 11314	1.8	0.8	1.4	10	0.44

linerCUT Pro® Tapered milling cutter with PCD tip



Materials to be processed

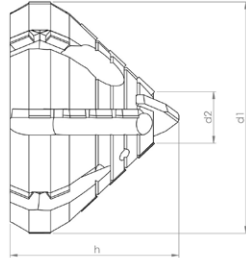
- UV CIPP
- Felt CIPP
- PVC

Note: Only suitable for processing CIPP liners and PVC!

Field of Application

- Opening of laterals and inlet lines

Article-No.	d1 inch	d2 inch	h inch	Segments	Weight pounds
BL 11316	1.8	0.8	1.4	12	0.44


**linerCUT Pro® Taper/cylinder milling cutter with tungsten carbide tip**

**Materials to be processed**

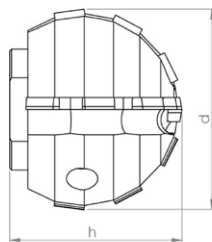
- UV CIPP
- Felt CIPP
- PVC

**Note: Only suitable for processing CIPP liners and PVC!**

**Field of Application**

- Opening of laterals and inlet lines

Article-No.	d1 inch	d2 inch	h inch	Segments	Weight pounds
BL 11315	2.2	0.8	1.5	24	0.66

**linerCUT Pro® Ball milling cutter with additional water bore holes**

**Materials to be processed**

- UV CIPP
- Felt CIPP
- PVC

**Note: Only suitable for processing CIPP liners and PVC!**

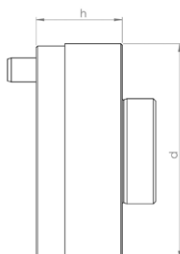
**Field of Application**

- Opening of laterals and inlet lines

Article-No.	d inch	h inch	Segments	Weight pounds
BL 11468	1.6	1.4	12	0.44

**Note: Tool can only be used with matching adapter 90111!**



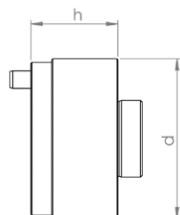
**Extension 18 mm****Description**

CNC fabricated tool extension for increased working radius of robot arm.

**Specification**

Stainless steel

Article-No.	d inch	h inch	Weight pounds
90117	1.8	0.7	0.44

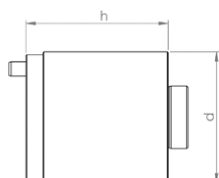
**Extension 25 mm****Description**

CNC fabricated tool extension for increased working radius of robot arm.

**Specification**

Stainless steel

Article-No.	d inch	h inch	Weight pounds
90118	1.8	1.0	0.66

**Extension 50 mm****Description**

CNC fabricated tool extension for increased working radius of robot arm.

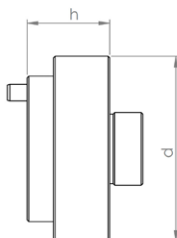
**Specification**

Stainless steel

Article-No.	d inch	h inch	Weight pounds
90119	1.8	2.0	1.32



### Adapter from Ø 45/22H7 to Ø 56/22H7



#### Description

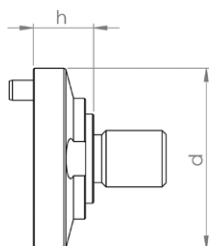
CNC fabricated adapter permitting the use of KA-TE PMO FR 170/250 tools.

#### Specification

Stainless steel

Article-No.	d inch	h inch	Weight pounds
90123	2.2	1.4	0.88

### Adapter for mounting of brushes and cutting discs



#### Description

CNC fabricated adapter for mounting of brushes and cutting discs.

Thread: M14 (14 mm O.D.)

Centering ring for cutting disc: Ø 22,2 mm

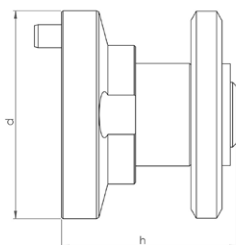
**NOTE:** When mounting wheel brushes or cutting discs, a locking disc is also required!

#### Specification

Stainless steel

Article-No.	d inch	h inch	Weight pounds
90111	1.8	0.7	0.26

### Adapter for mounting of 4 cutting discs



#### Description

CNC fabricated adapter for mounting of 4 cutting discs.

Mounting shaft Ø 22,2 mm

includes 4 cutting discs and locking disc

**NOTE:** This adapter cannot be used to mount a single cutting disc!

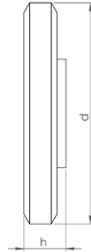
#### Specification

Stainless steel

Article-No.	d inch	h inch	Weight pounds
90169	1.8	1.9	0.44



### Locking disc for mounting of wheel brushes and cutting discs



#### Description

Thread: M14 (14 mm O.D.)

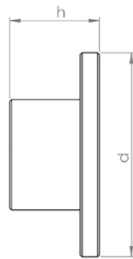
**NOTE:** Wheel brushes and cutting discs must be mounted using matching adapters!

#### Specification

Steel, burnished

Article-No.	d inch	h inch	Weight pounds
SP 90110	1.8	0.3	0.15

### Protective cap for protection of locking ring of spring-mounted milling tools



#### Description

The protective cap covers the locking ring during the milling process.

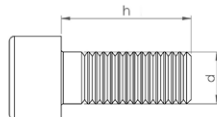
The cap protects against abrasion and prevents ejection of the spring-action mounting element from the milling head.

#### Specification

Steel

Article-No.	d inch	h inch	Weight pounds
90127	1.0	0.5	0.02

### Screw M8x25 mm with axial bored channel



#### Description

Locking screw with axial cooling water channel for cooling of milling tool.


#### Specification

Steel, galvanized, Grade 8.8

Article-No.	d inch	h inch	Weight pounds
90128	0.3	1.0	0.03



## Cup wheel Ø 80 mm



## Description

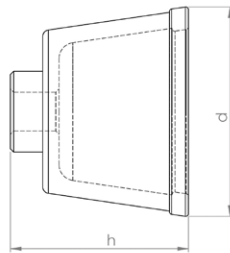
Corundum cup wheel, for working on steel and cast iron.  
Mounting hole Ø 22,2 mm  
**NOTE:** May be used only with matching adapter and locking disc!

## Specification

Corundum

Article-No.	d inch	h inch	Weight pounds
81003	3.1	1.1	0.44

## Cup brush Ø 65 mm



## Description

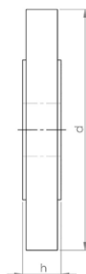
Premium rotary wire brush for finishing work on CIPP liners and PVC.  
Mounting hole M14 (14 mm thread O.D.)  
**NOTE:** May be used only with matching adapter!

## Specification

Wire thickness: Ø 0,8 mm

Article-No.	d inch	h inch	Weight pounds
80020	2.6	2.0	0.55

## Wheel brush Ø 100 mm



## Description


Premium rotary wire brush for finishing work on CIPP liners and PVC.  
Mounting hole Ø 22,2 mm  
**NOTE:** May be used only with matching adapter and locking disc!

## Specification

Wire thickness: Ø 0,5 mm

Article-No.	d inch	h inch	Weight pounds
80018	3.9	0.6	0.44



	<p><b>Premium Diamond Tools for High-Performance Material Removal and Long Service Life</b></p> <p><b>Materials to be processed</b></p> <ul style="list-style-type: none"> <li>Reinforced Concrete</li> <li>Concrete</li> <li>Deposits / Fouling</li> <li>Cast Iron</li> <li>Vitrified Clay</li> </ul> <p>Page 43</p>
	<p><b>Field-Proven Standard Diamond Tools with Outstanding Value for Purchase Investment</b></p> <p><b>Materials to be processed</b></p> <ul style="list-style-type: none"> <li>Reinforced Concrete</li> <li>Concrete</li> <li>Deposits / Fouling</li> <li>Cast Iron</li> <li>Vitrified Clay</li> </ul> <p>Page 51</p>
	<p><b>High-Tech Milling Tools made of PCD with Unbeatable Cutting and Stock Removal Performance for Almost Every Material</b></p> <p><b>Materials to be processed</b></p> <ul style="list-style-type: none"> <li>Concrete</li> <li>UV CIPP</li> <li>PVC</li> <li>Felt CIPP</li> <li>Deposits / Fouling</li> <li>Roots</li> <li>Vitrified Clay</li> </ul> <p>Page 54</p>
	<p><b>Absolutely Smooth-Running and Precise PCD Cutting Tools for Opening CIPP - Optimized for UV CIPP -</b></p> <p><b>Materials to be processed</b></p> <ul style="list-style-type: none"> <li>UV CIPP</li> <li>PVC</li> <li>Felt CIPP</li> </ul> <p>Page 61</p>
	<p><b>Absolutely Smooth-Running and Precise PCD Cutting Tools for Opening CIPP - All Kinds of CIPP and PVC -</b></p> <p><b>Materials to be processed</b></p> <ul style="list-style-type: none"> <li>UV CIPP</li> <li>PVC</li> <li>Felt CIPP</li> </ul> <p>Page 65</p>
	<p><b>Milling Tools with Diamond Granules for Opening CIPP - Optimal for UV CIPP and Lined Cast Iron Pipes -</b></p> <p><b>Materials to be processed</b></p> <ul style="list-style-type: none"> <li>UV CIPP</li> <li>PVC</li> <li>Felt CIPP</li> </ul> <p>Page 66</p>
	<p><b>Cost-Efficient Milling Tools with Carbide Granulate Tipping for Opening and Reworking CIPP</b></p> <p><b>Materials to be processed</b></p> <ul style="list-style-type: none"> <li>UV CIPP</li> <li>Roots</li> <li>PVC</li> <li>Felt CIPP</li> </ul> <p>Page 68</p>



## VHM•LINE



### Special Milling Tools for Processing Steel and Cast Iron

#### Materials to be processed

- Cast Iron
- Steel

Page 70



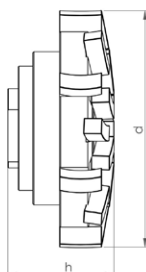
### Functional Accessories

High-quality brushes, adapters, extensions, etc.

Page 71



### Mushroom-head milling cutter spring-mounted



#### Materials to be processed

- Reinforced Concrete
- Concrete
- Deposits / Fouling
- Cast Iron
- Vitrified Clay

#### Field of Application

- Removal of intruding laterals
- Surface grinding and milling
- Removal of intruding obstacles
- Milling of offset socket transitions

Article-No.	Pipe Ø inch	d inch	h inch	Segments	Weight pounds
20044 P M14H7	8 - 12	3.5	1.6	21	1.54
20045 P M14H7	12 - 18	3.5	1.6	21	1.54
20046 P M14H7	18 - 24	3.5	1.6	21	1.54



### Mushroom-head milling cutter machined for minimum runout



#### Materials to be processed

- Reinforced Concrete
- Concrete
- Deposits / Fouling
- Cast Iron
- Vitrified Clay

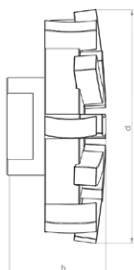
#### Field of Application

- Removal of intruding laterals
- Surface grinding and milling
- Milling of offset socket transitions

Article-No.	Pipe Ø inch	d inch	h inch	Segments	Weight pounds
20006 P M14H7	8 - 12	3.1	1.2	21	0.99
20007 P M14H7	12 - 18	3.1	1.2	21	0.99
20008 P M14H7	18 - 24	3.1	1.2	21	0.99



### Mushroom-head milling cutter machined for minimum runout



#### Materials to be processed

- Reinforced Concrete
- Concrete
- Deposits / Fouling
- Cast Iron
- Vitrified Clay

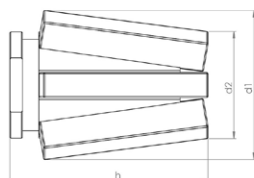
#### Field of Application

- Removal of intruding laterals
- Surface grinding and milling
- Milling of offset socket transitions

Article-No.	Pipe Ø inch	d inch	h inch	Segments	Weight pounds
20024 P M14H7	8 - 12	2.8	1.2	18	0.77
20025 P M14H7	12 - 18	2.8	1.2	18	0.77
20026 P M14H7	18 - 24	2.8	1.2	18	0.77



### Tapered milling cutter machined for minimum runout



#### Materials to be processed

- Reinforced Concrete
- Concrete
- Cast Iron
- Vitrified Clay

#### Field of Application

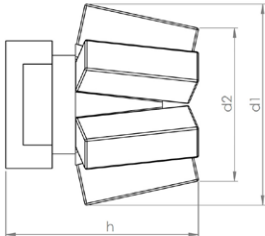
- Preparatory milling of laterals
- Removal of intruding laterals

Article-No.	d1 inch	d2 inch	h inch	Segments	Weight pounds
20013 P M14H7	1.5	1.1	2.1	6	0.33





Tapered milling cutter machined for minimum runout



Materials to be processed

- Reinforced Concrete
- Concrete
- Cast Iron
- Vitrified Clay

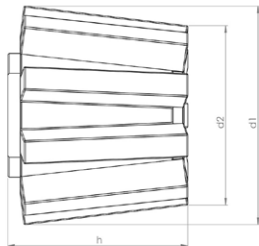
Field of Application

- Preparatory milling of laterals
- Removal of intruding laterals

Article-No.	d1 inch	d2 inch	h inch	Segments	Weight pounds
20027 P M14H7	1.4	1.1	1.3	6	0.22



Tapered milling cutter machined for minimum runout



Materials to be processed

- Reinforced Concrete
- Concrete
- Cast Iron
- Vitrified Clay

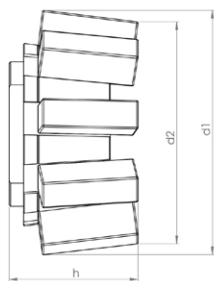
Field of Application

- Preparatory milling of laterals
- Removal of intruding laterals

Article-No.	d1 inch	d2 inch	h inch	Segments	Weight pounds
20004 P M14H7	2.0	1.7	1.6	9	0.66



### Tapered milling cutter machined for minimum runout



#### Materials to be processed

- Reinforced Concrete
- Concrete
- Cast Iron
- Vitrified Clay

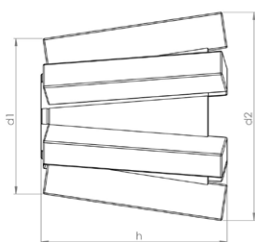
#### Field of Application

- Preparatory milling of laterals
- Removal of intruding laterals

Article-No.	d1 inch	d2 inch	h inch	Segments	Weight pounds
20001 P M14H7	2.0	1.8	1.0	9	0.44



### V-shape milling cutter machined for minimum runout



#### Materials to be processed

- Reinforced Concrete
- Concrete
- Cast Iron
- Vitrified Clay

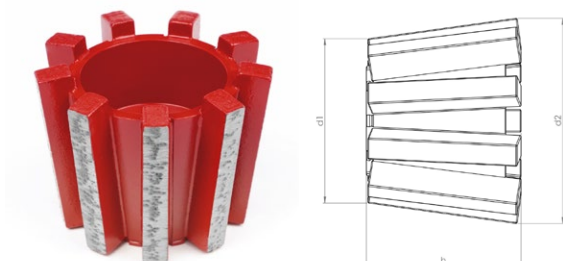
#### Field of Application

- Preparatory milling of laterals
- Removal of intruding laterals

Article-No.	d1 inch	d2 inch	h inch	Segments	Weight pounds
20043 P M14H7	1.4	1.8	1.7	6	0.33



### V-shape milling cutter machined for minimum runout



#### Materials to be processed

- Reinforced Concrete
- Concrete
- Cast Iron
- Vitrified Clay


#### Field of Application

- Preparatory milling of laterals
- Removal of intruding laterals

Article-No.	d1 inch	d2 inch	h inch	Segments	Weight pounds
20039 P M14H7	1.7	2.0	1.7	9	0.66



### Inlet milling cutter machined for minimum runout



#### Materials to be processed

- Reinforced Concrete
- Concrete
- Cast Iron
- Vitrified Clay

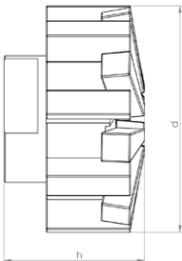
#### Field of Application

- Preparatory milling of laterals
- Removal of intruding laterals

Article-No.	d inch	h inch	Segments	Weight pounds
20015 P M14H7	2.7	1.3	16	0.88



Inlet milling cutter machined for minimum runout



Materials to be processed

- Reinforced Concrete
- Concrete
- Cast Iron
- Vitrified Clay

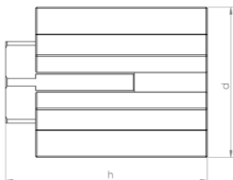
Field of Application

- Preparatory milling of laterals
- Removal of intruding laterals

Article-No.	d inch	h inch	Segments	Weight pounds
20047 P M14H7	2.2	1.4	16	0.66



Finger milling cutter machined for minimum runout



Materials to be processed

- Reinforced Concrete
- Concrete
- Cast Iron
- Vitrified Clay

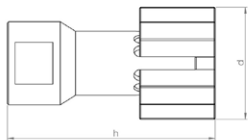
Field of Application

- Preparatory milling of cracks and sockets

Article-No.	d inch	h inch	Segments	Weight pounds
20048 P M14H7	1.4	2.0	7	0.44



Finger milling cutter machined for minimum runout



Materials to be processed

- Reinforced Concrete
- Concrete
- Cast Iron
- Vitrified Clay

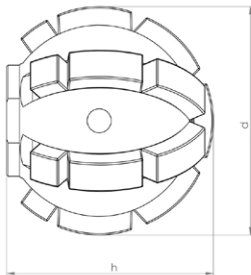
Field of Application

- Preparatory milling of cracks and sockets

Article-No.	d inch	h inch	Segments	Weight pounds
20003 P M14H7	1.2	2.2	5	0.22



Ball milling cutter



Materials to be processed

- Reinforced Concrete
- Concrete
- Deposits / Fouling
- Cast Iron
- Vitrified Clay

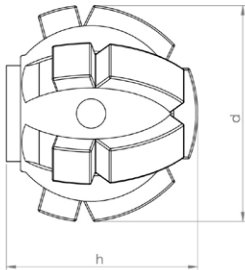
Field of Application

- Preparatory milling of laterals
- Removal of intruding laterals
- Removal of intruding obstacles

Article-No.	d inch	h inch	Segments	Weight pounds
20020 P M14H7	2.0	1.8	19	0.66



Ball milling cutter




Materials to be processed

- Reinforced Concrete
- Concrete
- Deposits / Fouling
- Cast Iron
- Vitrified Clay

Field of Application

- Preparatory milling of laterals
- Removal of intruding laterals
- Removal of intruding obstacles

Article-No.	d inch	h inch	Segments	Weight pounds
20021 P M14H7	1.6	1.5	13	0.44


**N•TEC II®** Mushroom-head milling cutter spring-mounted

**Materials to be processed**

- Reinforced Concrete
- Concrete
- Deposits / Fouling
- Cast Iron
- Vitrified Clay

**Field of Application**

- Removal of intruding laterals
- Surface grinding and milling
- Removal of intruding obstacles
- Milling of offset socket transitions

Article-No.	Pipe Ø inch	d inch	h inch	Segments	Weight pounds
20036 M14H7	8 - 12	3.1	1.7	15	1.65
20037 M14H7	12 - 18	3.1	1.7	15	1.65
20038 M14H7	18 - 24	3.1	1.7	15	1.65

**Note:** Milling tools in other segment hardnesses are available on request.

**N•TEC II®** Mushroom-head milling cutter

**Materials to be processed**

- Reinforced Concrete
- Concrete
- Deposits / Fouling
- Cast Iron
- Vitrified Clay

**Field of Application**

- Removal of intruding laterals
- Surface grinding and milling
- Milling of offset socket transitions

Article-No.	Pipe Ø inch	d inch	h inch	Segments	Weight pounds
20031 M14H7	8 - 12	2.8	1.2	15	0.77
20032 M14H7	12 - 18	2.8	1.2	15	0.77
20033 M14H7	18 - 24	2.8	1.2	15	0.77

**Note:** Milling tools in other segment hardnesses are available on request.


**N•TEC II®** Mushroom-head milling cutter

**Materials to be processed**

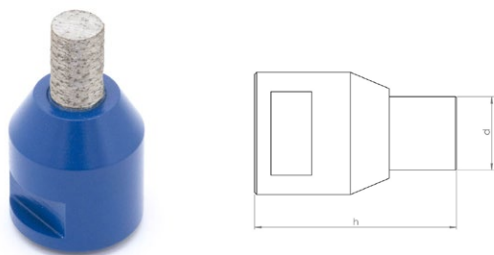
- Reinforced Concrete
- Concrete
- Deposits / Fouling
- Cast Iron
- Vitrified Clay

**Field of Application**

- Removal of intruding laterals
- Surface grinding and milling
- Milling of offset socket transitions

Article-No.	Pipe Ø inch	d inch	h inch	Segments	Weight pounds
21006 M14H7	8 - 12	2.8	1.2	10	0.66
21007 M14H7	12 - 18	2.8	1.2	10	0.66
21008 M14H7	18 - 24	2.8	1.2	10	0.66

Note: Milling tools in other segment hardnesses are available on request.

**N•TEC II®** Slot milling cutter

**Materials to be processed**

- Reinforced Concrete
- Concrete
- Cast Iron
- Vitrified Clay

**Field of Application**


- Preparatory milling of cracks and sockets

Article-No.	d inch	h inch	Segments	Weight pounds
20009 M14H7	0.7	2.0	1	0.22





**N•TEC II®** Disk milling cutter



**Materials to be processed**


- Reinforced Concrete
- Concrete
- Vitrified Clay

**Field of Application**

- Milling of circumferential slots on laterals

Article-No.	d inch	h inch	Segments	Weight pounds
20041 M14H7	3.3	1.1	6	0.66

**N•TEC II®** Disk milling cutter



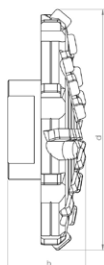
**Materials to be processed**

- Reinforced Concrete
- Concrete
- Vitrified Clay

**Field of Application**

- Milling of circumferential slots on laterals

Article-No.	d inch	h inch	Segments	Weight pounds
20042 M14H7	4.3	1.1	9	0.99


**BLACK-LINE** Mushroom-head milling cutter

**Materials to be processed**

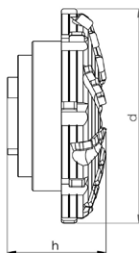
- Concrete
- Deposits / Fouling
- UV CIPP
- Roots
- PVC
- Vitrified Clay
- Felt CIPP

**Note: Use on steel-reinforced concrete will destroy the cutting elements!**

**Field of Application**

- Surface milling
- Removal of intruding obstacles
- Milling of offset socket transitions

Article-No.	Pipe Ø inch	d inch	h inch	Segments	Weight pounds
BL 11426 M14H7	8 - 18	2.5	1.0	28	0.44
BL 11401 M14H7	12 - 24	3.0	1.1	32	0.55

**BLACK-LINE** Mushroom-head milling cutter spring-mounted

**Materials to be processed**

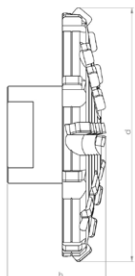
- Concrete
- Deposits / Fouling
- UV CIPP
- Roots
- PVC
- Vitrified Clay
- Felt CIPP

**Note: Use on steel-reinforced concrete will destroy the cutting elements!**

**Field of Application**

- Surface milling
- Removal of intruding obstacles
- Milling of offset socket transitions

Article-No.	Pipe Ø inch	d inch	h inch	Segments	Weight pounds
BL 11458 M14H7	8 - 12	3.1	1.5	32	1.54
BL 11459 M14H7	12 - 18	3.1	1.5	32	1.54
BL 11460 M14H7	18 - 24	3.1	1.5	32	1.54


**BLACK-LINE** Mushroom-head milling cutter center cutting

**Materials to be processed**

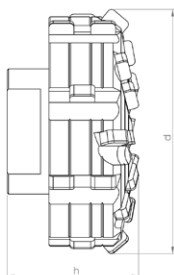
- Concrete
- Deposits / Fouling
- UV CIPP
- Roots
- PVC
- Vitrified Clay
- Felt CIPP

**Note: Use on steel-reinforced concrete will destroy the cutting elements!**

**Field of Application**

- Frontal milling
- Surface milling
- Removal of intruding obstacles
- Milling of offset socket transitions

Article-No.	Pipe Ø inch	d inch	h inch	Segments	Weight pounds
BL 11427 M14H7	8 - 18	2.6	1.1	30	0.44
BL 11402 M14H7	12 - 24	3.0	1.3	34	0.66

**BLACK-LINE** Inlet milling cutter

**Materials to be processed**

- Concrete
- Deposits / Fouling
- UV CIPP
- Roots
- PVC
- Vitrified Clay
- Felt CIPP

**Note: Use on steel-reinforced concrete will destroy the cutting elements!**

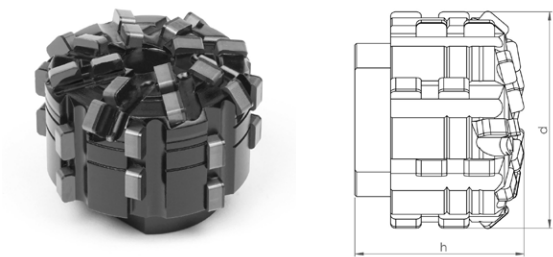
**Field of Application**

- Opening of laterals and inlet lines
- Preparatory milling of laterals
- Removal of intruding laterals
- Removal of intruding obstacles

Article-No.	d inch	h inch	Segments	Weight pounds
BL 11409 M14H7	2.2	1.2	28	0.77



**BLACK-LINE** Inlet milling cutter



**Materials to be processed**

- Concrete
- Deposits / Fouling
- UV CIPP
- Roots
- PVC
- Vitrified Clay
- Felt CIPP

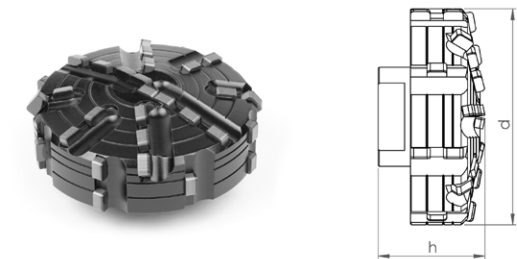
**Note: Use on steel-reinforced concrete will destroy the cutting elements!**

**Field of Application**

- Opening of laterals and inlet lines
- Preparatory milling of laterals
- Removal of intruding laterals
- Removal of intruding obstacles

Article-No.	d inch	h inch	Segments	Weight pounds
BL 11451 M14H7	1.8	1.3	32	0.44

**BLACK-LINE** Inlet milling cutter center cutting



**Materials to be processed**

- Concrete
- Deposits / Fouling
- UV CIPP
- Roots
- PVC
- Vitrified Clay
- Felt CIPP

**Note: Use on steel-reinforced concrete will destroy the cutting elements!**

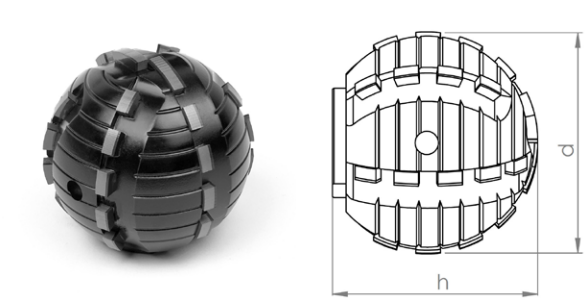
**Field of Application**

- Opening of laterals and inlet lines
- Preparatory milling of laterals
- Removal of intruding laterals
- Frontal milling
- Surface milling
- Removal of intruding obstacles

Article-No.	d inch	h inch	Segments	Weight pounds
BL 11452 M14H7	2.8	1.3	34	0.88



**BLACK•LINE** Ball milling cutter



**Materials to be processed**

- UV CIPP
- PVC
- Roots
- Felt CIPP

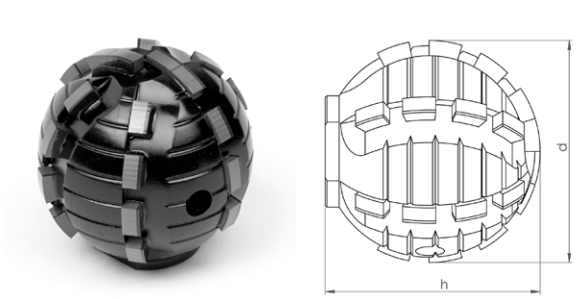
**Note: Only suitable for processing CIPP liners and PVC and for cutting roots!**

**Field of Application**

- Opening of laterals and inlet lines
- Removal of intruding obstacles

Article-No.	d inch	h inch	Segments	Weight pounds
BL 11410 M14H7	2.0	1.8	30	0.88

**BLACK•LINE** Ball milling cutter



**Materials to be processed**

- UV CIPP
- PVC
- Roots
- Felt CIPP

**Note: Only suitable for processing CIPP liners and PVC and for cutting roots!**

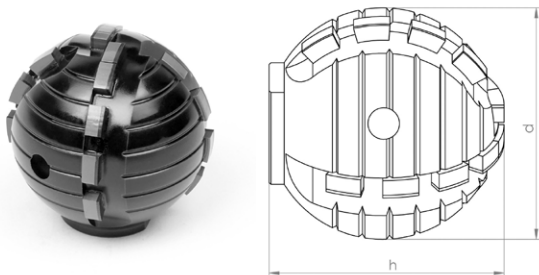
**Field of Application**

- Opening of laterals and inlet lines
- Removal of intruding obstacles

Article-No.	d inch	h inch	Segments	Weight pounds
BL 11446 M14H7	1.6	1.7	26	0.55



**BLACK-LINE** Ball milling cutter



**Materials to be processed**

- UV CIPP
- PVC
- Roots
- Felt CIPP

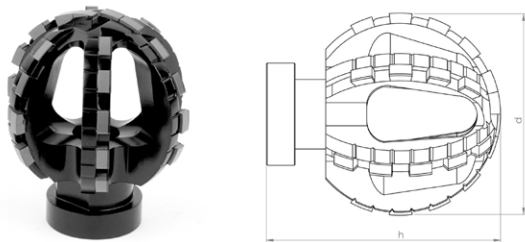
**Note: Only suitable for processing CIPP liners and PVC and for cutting roots!**

**Field of Application**

- Opening of laterals and inlet lines
- Removal of intruding obstacles

Article-No.	d inch	h inch	Segments	Weight pounds
BL 11414 M14H7	1.6	1.7	18	0.55

**BLACK-LINE** Ball milling cutter Type ProView®



**Materials to be processed**

- UV CIPP
- PVC
- Roots
- Felt CIPP

**Note: Only suitable for processing CIPP liners and PVC and for cutting roots!**

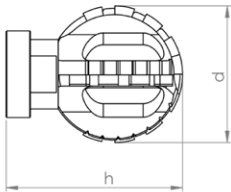
**Field of Application**

- Opening of laterals and inlet lines
- Removal of intruding obstacles

Article-No.	d inch	h inch	Segments	Weight pounds
BL 11116 M14H7	2.0	2.2	30	0.44



**BLACK-LINE** Ball milling cutter Type ProView®



**Materials to be processed**

- UV CIPP
- PVC
- Roots
- Felt CIPP

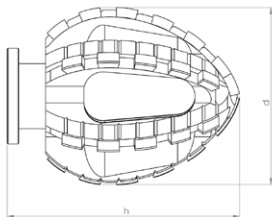
**Note: Only suitable for processing CIPP liners and PVC and for cutting roots!**

**Field of Application**

- Opening of laterals and inlet lines
- Removal of intruding obstacles

Article-No.	d inch	h inch	Segments	Weight pounds
BL 11117 M14H7	1.6	2.0	18	0.33

**BLACK-LINE** Double-cone milling cutter Type ProView®



**Materials to be processed**

- UV CIPP
- PVC
- Roots
- Felt CIPP

**Note: Only suitable for processing CIPP liners and PVC and for cutting roots!**

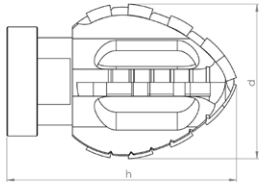
**Field of Application**

- Opening of laterals and inlet lines
- Removal of intruding obstacles

Article-No.	d inch	h inch	Segments	Weight pounds
BL 11113 M14H7	1.8	2.4	34	0.35



**BLACK•LINE** Double-cone milling cutter Type ProView®



Materials to be processed

- UV CIPP
- PVC
- Roots
- Felt CIPP

**Note: Only suitable for processing CIPP liners and PVC and for cutting roots!**

Field of Application

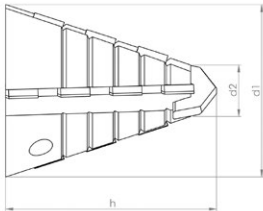
- Opening of laterals and inlet lines
- Removal of intruding obstacles

Article-No.	d inch	h inch	Segments	Weight pounds
BL 11118 M14H7	1.4	2.1	16	0.33





linerCUT Pro® Tapered milling cutter with tungsten carbide tip



Materials to be processed

- UV CIPP
- Felt CIPP
- PVC

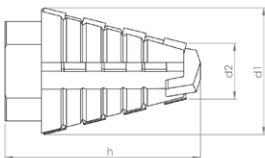
Note: Only suitable for processing CIPP liners and PVC!

Field of Application

- Opening of laterals and inlet lines

Article-No.	d1 inch	d2 inch	h inch	Segments	Weight pounds
BL 11463 M14H7	1.6	0.7	1.9	14	0.3

linerCUT Pro® Tapered milling cutter with tungsten carbide tip



Materials to be processed

- UV CIPP
- Felt CIPP
- PVC

Note: Only suitable for processing CIPP liners and PVC!

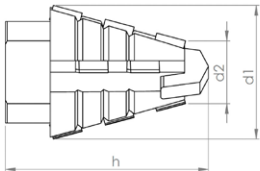
Field of Application

- Opening of laterals and inlet lines

Article-No.	d1 inch	d2 inch	h inch	Segments	Weight pounds
BL 11437 M14H7	1.1	0.7	1.8	14	0.17



linerCUT Pro® Tapered milling cutter with tungsten carbide tip



Materials to be processed

- UV CIPP
- Felt CIPP
- PVC

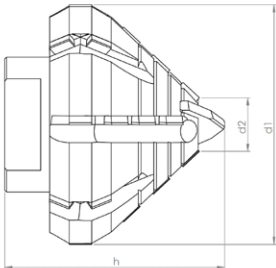
Note: Only suitable for processing CIPP liners and PVC!

Field of Application

- Opening of laterals and inlet lines

Article-No.	d1 inch	d2 inch	h inch	Segments	Weight pounds
BL 11438 M14H7	1.2	0.7	1.4	10	0.13

linerCUT Pro® Taper/cylinder milling cutter with tungsten carbide tip



Materials to be processed

- UV CIPP
- Felt CIPP
- PVC

Note: Only suitable for processing CIPP liners and PVC!

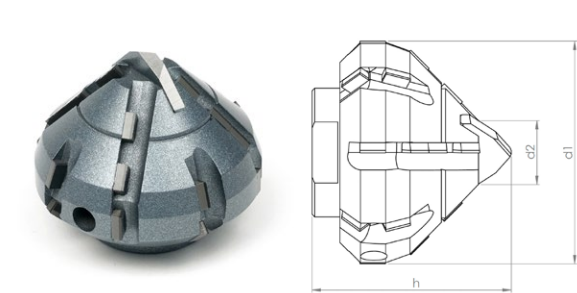
Field of Application

- Opening of laterals and inlet lines

Article-No.	d1 inch	d2 inch	h inch	Segments	Weight pounds
BL 11441 M14H7	2.2	0.8	1.8	24	0.66



linerCUT Pro® Taper/cylinder milling cutter with tungsten carbide tip



Materials to be processed

- UV CIPP
- Felt CIPP
- PVC

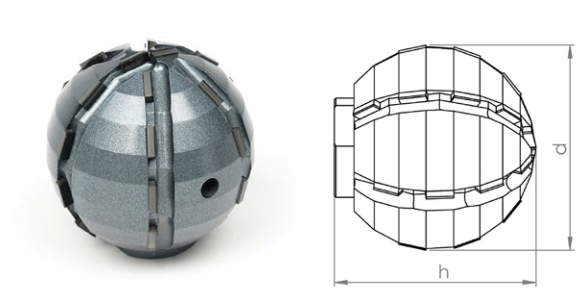
Note: Only suitable for processing CIPP liners and PVC!

Field of Application

- Opening of laterals and inlet lines

Article-No.	d1 inch	d2 inch	h inch	Segments	Weight pounds
BL 11439 M14H7	1.8	0.8	1.6	22	0.44

linerCUT Pro® Ball milling cutter



Materials to be processed

- UV CIPP
- Felt CIPP
- PVC

Note: Only suitable for processing CIPP liners and PVC!

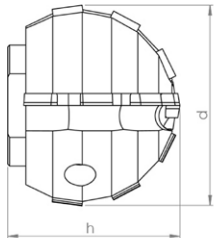
Field of Application

- Opening of laterals and inlet lines

Article-No.	d inch	h inch	Segments	Weight pounds
BL 11444 M14H7	2.0	2.2	24	1.1



linerCUT Pro® Ball milling cutter



Materials to be processed

- UV CIPP
- Felt CIPP
- PVC

Note: Only suitable for processing CIPP liners and PVC!

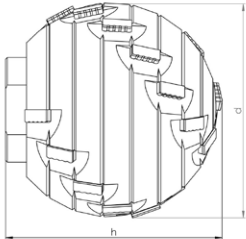
Field of Application

- Opening of laterals and inlet lines

Article-No.	d inch	h inch	Segments	Weight pounds
BL 11443 M14H7	1.6	1.4	12	0.44



linerCUT Pro® 2.0 Ball milling cutter



Materials to be processed

- UV CIPP
- Felt CIPP
- PVC

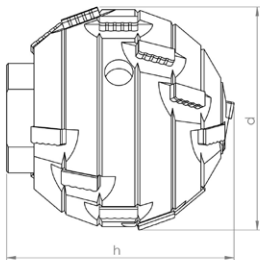
Note: Only suitable for processing CIPP liners and PVC!

Field of Application

- Opening of laterals and inlet lines

Article-No.	d inch	h inch	Segments	Weight pounds
BL 11449 M14H7	2.0	2.0	22	1.1

linerCUT Pro® 2.0 Ball milling cutter



Materials to be processed

- UV CIPP
- Felt CIPP
- PVC

Note: Only suitable for processing CIPP liners and PVC!

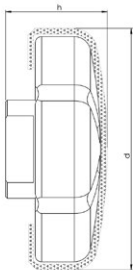
Field of Application

- Opening of laterals and inlet lines

Article-No.	d inch	h inch	Segments	Weight pounds
BL 11448 M14H7	1.6	1.6	18	0.55



**D•GRIT** Inlet milling cutter



**Materials to be processed**

- UV CIPP
- Felt CIPP
- PVC

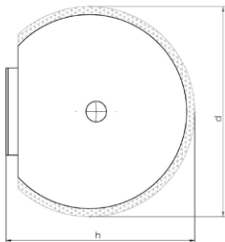
**Note:** Only suitable for processing CIPP liners and PVC!

**Field of Application**

- Opening of laterals and inlet lines
- CIPP liner finishing

Article-No.	d inch	h inch	Grit	Weight pounds
70011 M14H7	2.8	1.2	Diamond	1.1

**D•GRIT** Ball milling cutter



**Materials to be processed**

- UV CIPP
- Felt CIPP
- PVC

**Note:** Only suitable for processing CIPP liners and PVC!

**Field of Application**

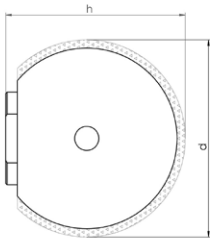
- Opening of laterals and inlet lines
- CIPP liner finishing

Article-No.	d inch	h inch	Grit	Weight pounds
70002 M14H7	2.0	1.9	Diamond	0.99



D•GRIT

Ball milling cutter



Materials to be processed

- UV CIPP
- Felt CIPP
- PVC

Note: Only suitable for processing CIPP liners and PVC!

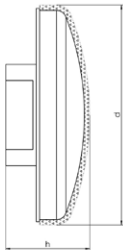
Field of Application

- Opening of laterals and inlet lines
- CIPP liner finishing

Article-No.	d inch	h inch	Grit	Weight pounds
70001 M14H7	1.6	1.5	Diamond	0.55



**HM•LINE** Mushroom-head milling cutter



**Materials to be processed**

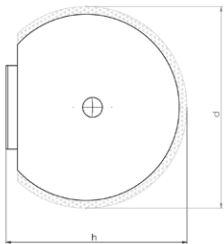
- UV CIPP
- PVC
- Roots
- Felt CIPP

**Field of Application**

- Removal of intruding obstacles
- CIPP liner finishing

Article-No.	d inch	h inch	Grit	Weight pounds
50003 M14H7	2.6	1.2	Carbide	0.66

**HM•LINE** Ball milling cutter



**Materials to be processed**

- UV CIPP
- PVC
- Roots
- Felt CIPP

**Field of Application**

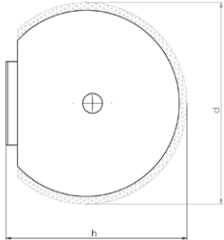
- Opening of laterals and inlet lines
- Removal of intruding obstacles
- CIPP liner finishing

Article-No.	d inch	h inch	Grit	Weight pounds
50001 M14H7	2.0	2.0	Carbide	1.32





**HM•LINE** Ball milling cutter



**Materials to be processed**

- UV CIPP
- PVC
- Roots
- Felt CIPP

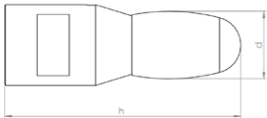
**Field of Application**

- Opening of laterals and inlet lines
- Removal of intruding obstacles
- CIPP liner finishing

Article-No.	d inch	h inch	Grit	Weight pounds
50002 M14H7	1.6	1.7	Carbide	0.66



VHM•LINE oval shaped



Materials to be processed

- Cast Iron
- Steel

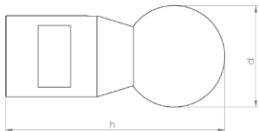
Note: Use on concrete or vitrified clay will destroy the cutting elements!

Field of Application

- Removal of intruding obstacles

Article-No.	d inch	h inch	Segments	Weight pounds
60007 M14H7	0.6	2.4	1	0.33

VHM•LINE ball shaped



Materials to be processed

- Cast Iron
- Steel

Note: Use on concrete or vitrified clay will destroy the cutting elements!

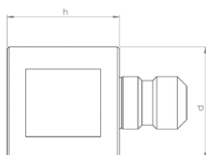
Field of Application

- Removal of intruding obstacles

Article-No.	d inch	h inch	Segments	Weight pounds
60008 M14H7	1.0	2.4	1	0.33



### Extension 30 mm



#### Description

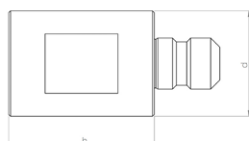
CNC fabricated tool extension for increased working radius of robot arm.

#### Specification

Stainless steel

Article-No.	d inch	h inch	Weight pounds
90120 M14H7	1.2	1.2	0.33

### Extension 40 mm



#### Description

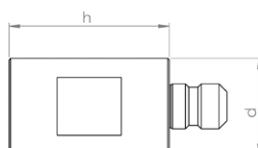
CNC fabricated tool extension for increased working radius of robot arm.

#### Specification

Stainless steel

Article-No.	d inch	h inch	Weight pounds
90121 M14H7	1.2	1.6	0.44

### Extension 50 mm



#### Description

CNC fabricated tool extension for increased working radius of robot arm.

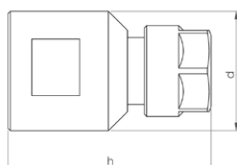
#### Specification

Stainless steel

Article-No.	d inch	h inch	Weight pounds
90122 M14H7	1.2	2.0	0.55



### Adapter for mounting commercially available shank tools Ø 1/4"



#### Description

CNC fabricated collet chuck adapter for mounting commercially available shank tools.

e.g. burrs, brushes, flap grinders etc...

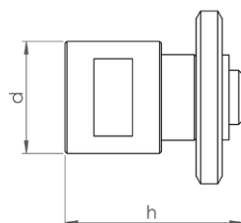
Mounting: Shank Ø 1/4"

#### Specification

Stainless steel

Article-No.	d inch	h inch	Weight pounds
90171 M14H7	1.2	1.6	0.22

### Adapter for mounting of 3 cutting discs



#### Description

CNC fabricated adapter for mounting of 3 cutting discs.

Mounting shaft Ø 22,2 mm

includes 3 cutting discs and locking disc

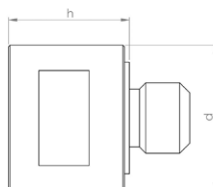
**NOTE:** This adapter cannot be used to mount a single cutting disc!

#### Specification

Stainless steel

Article-No.	d inch	h inch	Weight pounds
90168 M14H7	1.2	1.8	0.44

### Adapter for mounting of brushes and cutting discs



#### Description

CNC fabricated adapter for mounting of brushes and cutting discs.

Thread: M14 (14 mm O.D.)

Centering ring for cutting disc: Ø 22,2 mm

**NOTE:** When mounting wheel brushes or cutting discs, a locking disc is also required!

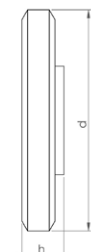
#### Specification

Stainless steel

Article-No.	d inch	h inch	Weight pounds
90112 M14H7	1.2	1.0	0.24



## Locking disc for mounting of wheel brushes and cutting discs



### Description

Thread: M14 (14 mm O.D.)

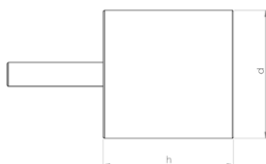

**NOTE:** Wheel brushes and cutting discs must be mounted using matching adapters!

### Specification

Steel, burnished

Article-No.	d inch	h inch	Weight pounds
SP 90110	1.8	0.3	0.15

## Mounted point-cylindrical



### Description

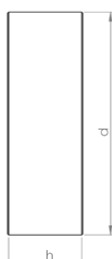
Corundum mounted point, for working on steel and cast iron.  
**NOTE:** Only useable with adapter!

### Specification

Corundum

Article-No.	d inch	h inch	Weight pounds
81002	1.3	1.3	0.17

## Cup wheel Ø 80 mm



### Description

Corundum cup wheel, for working on steel and cast iron.  
Mounting hole Ø 22,2 mm

**NOTE:** May be used only with matching adapter and locking disc!

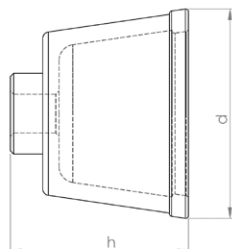
### Specification

Corundum

Article-No.	d inch	h inch	Weight pounds
81003	3.1	1.1	0.44



## Cup brush Ø 65 mm



## Description

Premium rotary wire brush for finishing work on CIPP liners and PVC.

Mounting hole M14 (14 mm thread O.D.)

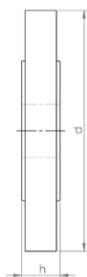
**NOTE:** May be used only with matching adapter!

## Specification

Wire thickness: Ø 0,8 mm

Article-No.	d inch	h inch	Weight pounds
80020	2.6	2.0	0.55

## Wheel brush Ø 100 mm



## Description

Premium rotary wire brush for finishing work on CIPP liners and PVC.

Mounting hole Ø 22,2 mm

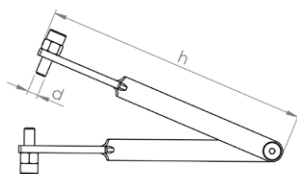
**NOTE:** May be used only with matching adapter and locking disc!

## Specification

Wire thickness: Ø 0,5 mm

Article-No.	d inch	h inch	Weight pounds
80018	3.9	0.6	0.44

## Pin-tipped tongs for safe tool changeover



## Description



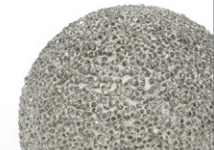
The tongs are fitted with pin (with adjustable gripping depth) which are inserted into the gripping holes of the milling tools, permitting safe changeover without risking damage to the tooling.

## Specification

Steel

Article-No.	d inch	h inch	Weight pounds
92002	0.2	5.9	0.27



	<p><b>Premium Diamond Tools for High-Performance Material Removal and Long Service Life</b></p> <p><b>Materials to be processed</b></p> <ul style="list-style-type: none"> <li>Reinforced Concrete</li> <li>Concrete</li> <li>Deposits / Fouling</li> <li>Cast Iron</li> <li>Vitrified Clay</li> </ul> <p>Page 77</p>
	<p><b>Field-Proven Standard Diamond Tools with Outstanding Value for Purchase Investment</b></p> <p><b>Materials to be processed</b></p> <ul style="list-style-type: none"> <li>Reinforced Concrete</li> <li>Concrete</li> <li>Deposits / Fouling</li> <li>Cast Iron</li> <li>Vitrified Clay</li> </ul> <p>Page 82</p>
	<p><b>High-Tech Milling Tools made of PCD with Unbeatable Cutting and Stock Removal Performance for Almost Every Material</b></p> <p><b>Materials to be processed</b></p> <ul style="list-style-type: none"> <li>Concrete</li> <li>UV CIPP</li> <li>PVC</li> <li>Felt CIPP</li> <li>Deposits / Fouling</li> <li>Roots</li> <li>Vitrified Clay</li> </ul> <p>Page 88</p>
	<p><b>Absolutely Smooth-Running and Precise PCD Cutting Tools for Opening CIPP - Optimized for UV CIPP -</b></p> <p><b>Materials to be processed</b></p> <ul style="list-style-type: none"> <li>UV CIPP</li> <li>PVC</li> <li>Felt CIPP</li> </ul> <p>Page 93</p>
	<p><b>Absolutely Smooth-Running and Precise PCD Cutting Tools for Opening CIPP - All Kinds of CIPP and PVC -</b></p> <p><b>Materials to be processed</b></p> <ul style="list-style-type: none"> <li>UV CIPP</li> <li>PVC</li> <li>Felt CIPP</li> </ul> <p>Page 96</p>
	<p><b>Milling Tools with Diamond Granules for Opening CIPP - Optimal for UV CIPP and Lined Cast Iron Pipes -</b></p> <p><b>Materials to be processed</b></p> <ul style="list-style-type: none"> <li>UV CIPP</li> <li>PVC</li> <li>Felt CIPP</li> </ul> <p>Page 97</p>
	<p><b>Cost-Efficient Milling Tools with Carbide Granulate Tipping for Opening and Reworking CIPP</b></p> <p><b>Materials to be processed</b></p> <ul style="list-style-type: none"> <li>UV CIPP</li> <li>Roots</li> <li>PVC</li> <li>Felt CIPP</li> </ul> <p>Page 98</p>



## VHM•LINE



### Special Milling Tools for Processing Steel and Cast Iron

#### Materials to be processed

- Cast Iron
- Steel

Page 100



### Functional Accessories

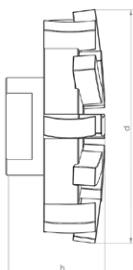
High-quality brushes, adapters, extensions, etc.

Page 101





### Mushroom-head milling cutter machined for minimum runout



#### Materials to be processed

- Reinforced Concrete
- Concrete
- Deposits / Fouling
- Cast Iron
- Vitrified Clay

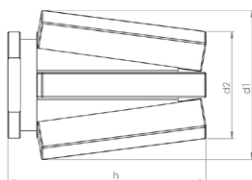
#### Field of Application

- Removal of intruding laterals
- Surface grinding and milling
- Milling of offset socket transitions

Article-No.	Pipe Ø inch	d inch	h inch	Segments	Weight pounds
20024 P M14H7	8 - 12	2.8	1.2	18	0.77
20025 P M14H7	12 - 18	2.8	1.2	18	0.77
20026 P M14H7	18 - 24	2.8	1.2	18	0.77



### Tapered milling cutter machined for minimum runout



#### Materials to be processed

- Reinforced Concrete
- Concrete
- Cast Iron
- Vitrified Clay

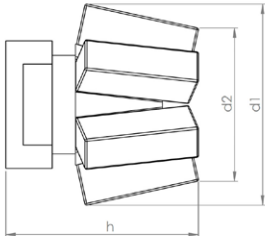
#### Field of Application

- Preparatory milling of laterals
- Removal of intruding laterals

Article-No.	d1 inch	d2 inch	h inch	Segments	Weight pounds
20013 P M14H7	1.5	1.1	2.1	6	0.33



Tapered milling cutter machined for minimum runout



Materials to be processed

- Reinforced Concrete
- Concrete
- Cast Iron
- Vitrified Clay

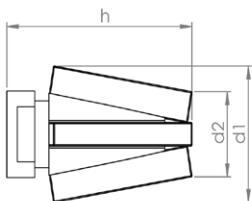
Field of Application

- Preparatory milling of laterals
- Removal of intruding laterals

Article-No.	d1 inch	d2 inch	h inch	Segments	Weight pounds
20027 P M14H7	1.4	1.1	1.3	6	0.22



Tapered milling cutter machined for minimum runout



Materials to be processed

- Reinforced Concrete
- Concrete
- Cast Iron
- Vitrified Clay

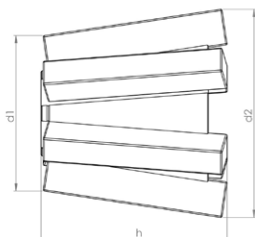
Field of Application

- Preparatory milling of laterals
- Removal of intruding laterals
- Preparatory milling of cracks and sockets

Article-No.	d1 inch	d2 inch	h inch	Segments	Weight pounds
20017 P M14H7	1.3	0.9	2.1	4	0.22



### V-shape milling cutter machined for minimum runout



#### Materials to be processed

- Reinforced Concrete
- Concrete
- Cast Iron
- Vitrified Clay

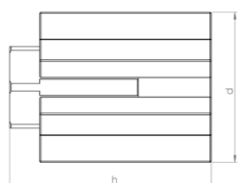
#### Field of Application

- Preparatory milling of laterals
- Removal of intruding laterals

Article-No.	d1 inch	d2 inch	h inch	Segments	Weight pounds
20043 P M14H7	1.4	1.8	1.7	6	0.33



### Finger milling cutter machined for minimum runout



#### Materials to be processed

- Reinforced Concrete
- Concrete
- Cast Iron
- Vitrified Clay

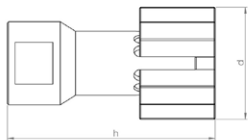
#### Field of Application

- Preparatory milling of cracks and sockets

Article-No.	d inch	h inch	Segments	Weight pounds
20048 P M14H7	1.4	2.0	7	0.44



Finger milling cutter machined for minimum runout



Materials to be processed

- Reinforced Concrete
- Concrete
- Cast Iron
- Vitrified Clay

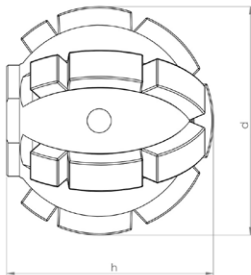
Field of Application

- Preparatory milling of cracks and sockets

Article-No.	d inch	h inch	Segments	Weight pounds
20003 P M14H7	1.2	2.2	5	0.22



Ball milling cutter



Materials to be processed

- Reinforced Concrete
- Concrete
- Deposits / Fouling
- Cast Iron
- Vitrified Clay

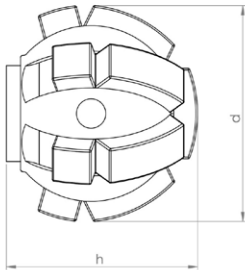
Field of Application

- Preparatory milling of laterals
- Removal of intruding laterals
- Removal of intruding obstacles

Article-No.	d inch	h inch	Segments	Weight pounds
20020 P M14H7	2.0	1.8	19	0.66



Ball milling cutter



Materials to be processed

- Reinforced Concrete
- Concrete
- Deposits / Fouling
- Cast Iron
- Vitrified Clay

Field of Application

- Preparatory milling of laterals
- Removal of intruding laterals
- Removal of intruding obstacles

Article-No.	d inch	h inch	Segments	Weight pounds
20021 P M14H7	1.6	1.5	13	0.44


**N•TEC II®** Mushroom-head milling cutter

**Materials to be processed**

- Reinforced Concrete
- Concrete
- Deposits / Fouling
- Cast Iron
- Vitrified Clay

**Field of Application**

- Removal of intruding laterals
- Surface grinding and milling
- Milling of offset socket transitions

Article-No.	Pipe Ø inch	d inch	h inch	Segments	Weight pounds
20031 M14H7	8 - 12	2.8	1.2	15	0.77
20032 M14H7	12 - 18	2.8	1.2	15	0.77
20033 M14H7	18 - 24	2.8	1.2	15	0.77

Note: Milling tools in other segment hardnesses are available on request.

**N•TEC II®** Mushroom-head milling cutter

**Materials to be processed**

- Reinforced Concrete
- Concrete
- Deposits / Fouling
- Cast Iron
- Vitrified Clay

**Field of Application**

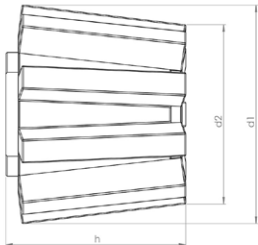
- Removal of intruding laterals
- Surface grinding and milling
- Milling of offset socket transitions

Article-No.	Pipe Ø inch	d inch	h inch	Segments	Weight pounds
20006 M14H7	8 - 12	2.8	1.2	10	0.66
20007 M14H7	12 - 18	2.8	1.2	10	0.66
20008 M14H7	18 - 24	2.8	1.2	10	0.66

Note: Milling tools in other segment hardnesses are available on request.



**N•TEC II®** Tapered milling cutter



**Materials to be processed**

- Reinforced Concrete
- Concrete
- Cast Iron
- Vitrified Clay

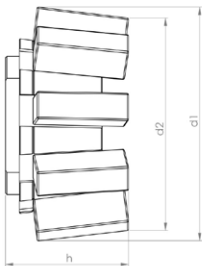
**Field of Application**

- Preparatory milling of laterals
- Removal of intruding laterals

Article-No.	d1 inch	d2 inch	h inch	Segments	Weight pounds
20004 M14H7	2.0	1.7	1.6	9	0.66

Note: Milling tools in other segment hardnesses are available on request.

**N•TEC II®** Tapered milling cutter



**Materials to be processed**

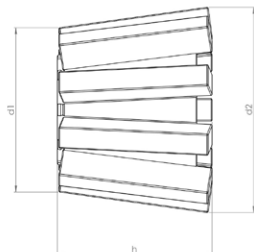

- Reinforced Concrete
- Concrete
- Cast Iron
- Vitrified Clay

**Field of Application**

- Preparatory milling of laterals
- Removal of intruding laterals

Article-No.	d1 inch	d2 inch	h inch	Segments	Weight pounds
20001 M14H7	2.0	1.8	1.0	9	0.44

Note: Milling tools in other segment hardnesses are available on request.


**N•TEC II® V-shape milling cutter**

**Materials to be processed**

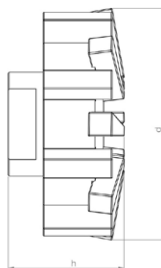
- Reinforced Concrete
- Concrete
- Cast Iron
- Vitrified Clay

**Field of Application**

- Preparatory milling of laterals
- Removal of intruding laterals

Article-No.	d1 inch	d2 inch	h inch	Segments	Weight pounds
20039 M14H7	1.7	2.0	1.6	9	0.66

Note: Milling tools in other segment hardnesses are available on request.

**N•TEC II® Inlet milling cutter**

**Materials to be processed**

- Reinforced Concrete
- Concrete
- Cast Iron
- Vitrified Clay

**Field of Application**

- Preparatory milling of laterals
- Removal of intruding laterals

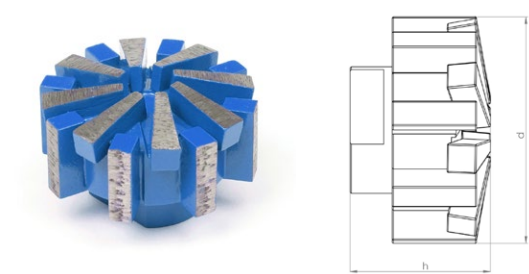
Article-No.	d inch	h inch	Segments	Weight pounds
20015 M14H7	2.7	1.3	16	0.88

Note: Milling tools in other segment hardnesses are available on request.





**N•TEC II®** Inlet milling cutter



**Materials to be processed**

- Reinforced Concrete
- Concrete
- Cast Iron
- Vitrified Clay


**Field of Application**

- Preparatory milling of laterals
- Removal of intruding laterals

Article-No.	d inch	h inch	Segments	Weight pounds
20047 M14H7	2.2	1.4	16	0.66

**Note:** Milling tools in other segment hardnesses are available on request.

**N•TEC II®** Slot milling cutter



**Materials to be processed**

- Reinforced Concrete
- Concrete
- Cast Iron
- Vitrified Clay


**Field of Application**

- Preparatory milling of cracks and sockets

Article-No.	d inch	h inch	Segments	Weight pounds
20009 M14H7	0.7	2.0	1	0.22



**N•TEC II®** Disk milling cutter



**Materials to be processed**


- Reinforced Concrete
- Concrete
- Vitrified Clay

**Field of Application**

- Milling of circumferential slots on laterals

Article-No.	d inch	h inch	Segments	Weight pounds
20041 M14H7	3.3	1.1	6	0.66

**N•TEC II®** Disk milling cutter



**Materials to be processed**

- Reinforced Concrete
- Concrete
- Vitrified Clay


**Field of Application**

- Milling of circumferential slots on laterals

Article-No.	d inch	h inch	Segments	Weight pounds
20042 M14H7	4.3	1.1	9	0.99



**N•TEC II®** Ball milling cutter



**Materials to be processed**

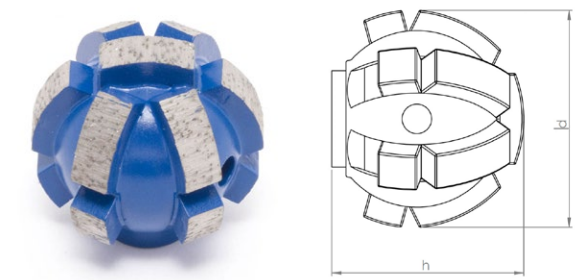
- Reinforced Concrete
- Concrete
- Deposits / Fouling
- Cast Iron
- Vitrified Clay

**Field of Application**

- Preparatory milling of laterals
- Removal of intruding laterals
- Removal of intruding obstacles

Article-No.	d inch	h inch	Segments	Weight pounds
20020 M14H7	2.0	1.8	19	0.66

**N•TEC II®** Ball milling cutter



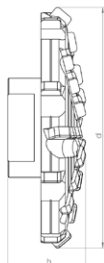
**Materials to be processed**

- Reinforced Concrete
- Concrete
- Deposits / Fouling
- Cast Iron
- Vitrified Clay

**Field of Application**

- Preparatory milling of laterals
- Removal of intruding laterals
- Removal of intruding obstacles

Article-No.	d inch	h inch	Segments	Weight pounds
20021 M14H7	1.6	1.5	13	0.44


**BLACK-LINE** Mushroom-head milling cutter

**Materials to be processed**

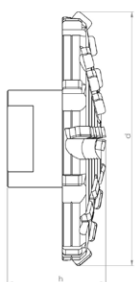
- Concrete
- Deposits / Fouling
- UV CIPP
- Roots
- PVC
- Vitrified Clay
- Felt CIPP

**Note: Use on steel-reinforced concrete will destroy the cutting elements!**

**Field of Application**

- Surface milling
- Removal of intruding obstacles
- Milling of offset socket transitions

Article-No.	Pipe Ø inch	d inch	h inch	Segments	Weight pounds
BL 11426 M14H7	8 - 18	2.5	1.0	28	0.44
BL 11401 M14H7	12 - 24	3.0	1.1	32	0.55

**BLACK-LINE** Mushroom-head milling cutter center cutting

**Materials to be processed**

- Concrete
- Deposits / Fouling
- UV CIPP
- Roots
- PVC
- Vitrified Clay
- Felt CIPP

**Note: Use on steel-reinforced concrete will destroy the cutting elements!**

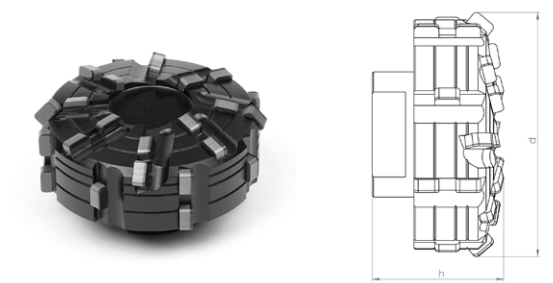
**Field of Application**

- Frontal milling
- Surface milling
- Removal of intruding obstacles
- Milling of offset socket transitions

Article-No.	Pipe Ø inch	d inch	h inch	Segments	Weight pounds
BL 11427 M14H7	8 - 18	2.6	1.1	30	0.44
BL 11402 M14H7	12 - 24	3.0	1.3	34	0.66



**BLACK-LINE** Inlet milling cutter



Materials to be processed

- Concrete
- Deposits / Fouling
- UV CIPP
- Roots
- PVC
- Vitrified Clay
- Felt CIPP

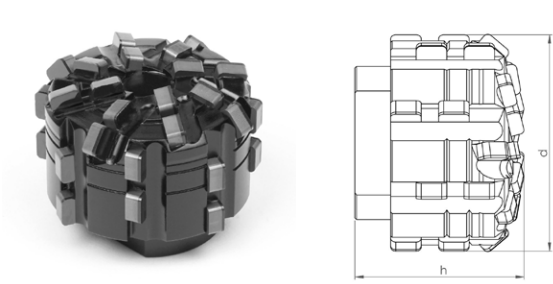
**Note: Use on steel-reinforced concrete will destroy the cutting elements!**

Field of Application

- Opening of laterals and inlet lines
- Preparatory milling of laterals
- Removal of intruding laterals
- Removal of intruding obstacles

Article-No.	d inch	h inch	Segments	Weight pounds
BL 11409 M14H7	2.2	1.2	28	0.77

**BLACK-LINE** Inlet milling cutter



Materials to be processed

- Concrete
- Deposits / Fouling
- UV CIPP
- Roots
- PVC
- Vitrified Clay
- Felt CIPP

**Note: Use on steel-reinforced concrete will destroy the cutting elements!**

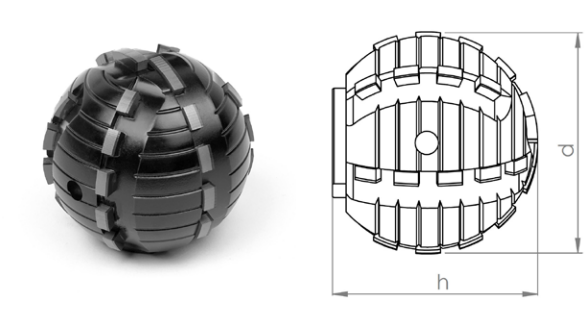
Field of Application

- Opening of laterals and inlet lines
- Preparatory milling of laterals
- Removal of intruding laterals
- Removal of intruding obstacles

Article-No.	d inch	h inch	Segments	Weight pounds
BL 11451 M14H7	1.8	1.3	32	0.44



**BLACK•LINE** Ball milling cutter



**Materials to be processed**

- UV CIPP
- PVC
- Roots
- Felt CIPP

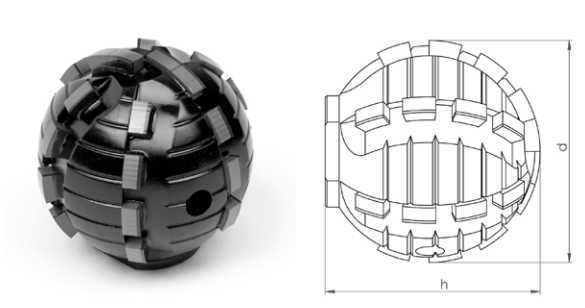
**Note: Only suitable for processing CIPP liners and PVC and for cutting roots!**

**Field of Application**

- Opening of laterals and inlet lines
- Removal of intruding obstacles

Article-No.	d inch	h inch	Segments	Weight pounds
BL 11410 M14H7	2.0	1.8	30	0.88

**BLACK•LINE** Ball milling cutter



**Materials to be processed**

- UV CIPP
- PVC
- Roots
- Felt CIPP

**Note: Only suitable for processing CIPP liners and PVC and for cutting roots!**

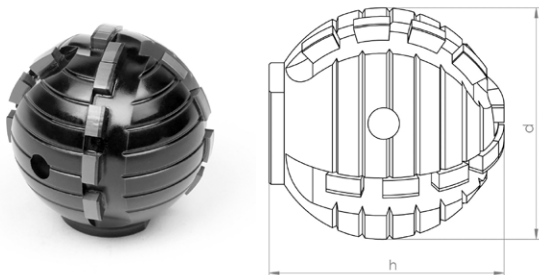
**Field of Application**

- Opening of laterals and inlet lines
- Removal of intruding obstacles

Article-No.	d inch	h inch	Segments	Weight pounds
BL 11446 M14H7	1.6	1.7	26	0.55



**BLACK-LINE** Ball milling cutter



**Materials to be processed**

- UV CIPP
- PVC
- Roots
- Felt CIPP

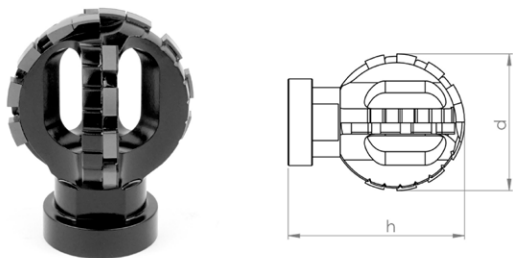
**Note: Only suitable for processing CIPP liners and PVC and for cutting roots!**

**Field of Application**

- Opening of laterals and inlet lines
- Removal of intruding obstacles

Article-No.	d inch	h inch	Segments	Weight pounds
BL 11414 M14H7	1.6	1.7	18	0.55

**BLACK-LINE** Ball milling cutter Type ProView®



**Materials to be processed**

- UV CIPP
- PVC
- Roots
- Felt CIPP

**Note: Only suitable for processing CIPP liners and PVC and for cutting roots!**

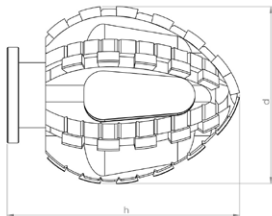
**Field of Application**

- Opening of laterals and inlet lines
- Removal of intruding obstacles

Article-No.	d inch	h inch	Segments	Weight pounds
BL 11117 M14H7	1.6	2.0	18	0.33



**BLACK•LINE** Double-cone milling cutter Type ProView®



**Materials to be processed**

- UV CIPP
- PVC
- Roots
- Felt CIPP

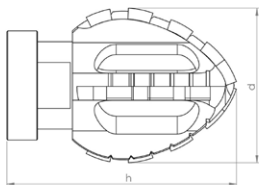
**Note: Only suitable for processing CIPP liners and PVC and for cutting roots!**

**Field of Application**

- Opening of laterals and inlet lines
- Removal of intruding obstacles

Article-No.	d inch	h inch	Segments	Weight pounds
BL 11113 M14H7	1.8	2.4	34	0.35

**BLACK•LINE** Double-cone milling cutter Type ProView®



**Materials to be processed**

- UV CIPP
- PVC
- Roots
- Felt CIPP

**Note: Only suitable for processing CIPP liners and PVC and for cutting roots!**

**Field of Application**

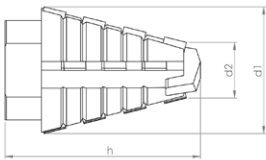
- Opening of laterals and inlet lines
- Removal of intruding obstacles

Article-No.	d inch	h inch	Segments	Weight pounds
BL 11118 M14H7	1.4	2.1	16	0.33





linerCUT Pro® Tapered milling cutter with tungsten carbide tip



Materials to be processed

- UV CIPP
- Felt CIPP
- PVC

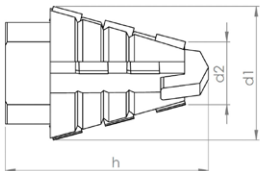
Note: Only suitable for processing CIPP liners and PVC!

Field of Application

- Opening of laterals and inlet lines

Article-No.	d1 inch	d2 inch	h inch	Segments	Weight pounds
BL 11437 M14H7	1.1	0.7	1.8	14	0.17

linerCUT Pro® Tapered milling cutter with tungsten carbide tip



Materials to be processed

- UV CIPP
- Felt CIPP
- PVC

Note: Only suitable for processing CIPP liners and PVC!

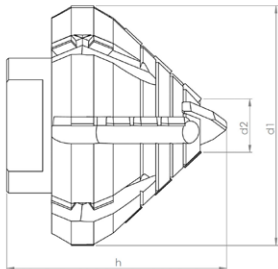
Field of Application

- Opening of laterals and inlet lines

Article-No.	d1 inch	d2 inch	h inch	Segments	Weight pounds
BL 11438 M14H7	1.2	0.7	1.4	10	0.13



linerCUT Pro® Taper/cylinder milling cutter with tungsten carbide tip



Materials to be processed

- UV CIPP
- Felt CIPP
- PVC

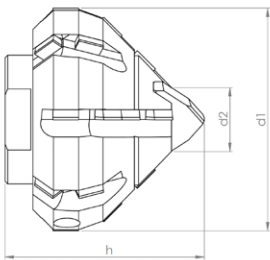
Note: Only suitable for processing CIPP liners and PVC!

Field of Application

- Opening of laterals and inlet lines

Article-No.	d1 inch	d2 inch	h inch	Segments	Weight pounds
BL 11441 M14H7	2.2	0.8	1.8	24	0.66

linerCUT Pro® Taper/cylinder milling cutter with tungsten carbide tip



Materials to be processed

- UV CIPP
- Felt CIPP
- PVC

Note: Only suitable for processing CIPP liners and PVC!

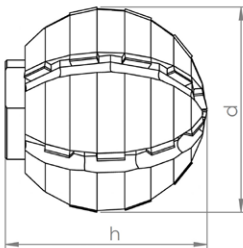

Field of Application

- Opening of laterals and inlet lines

Article-No.	d1 inch	d2 inch	h inch	Segments	Weight pounds
BL 11439 M14H7	1.8	0.8	1.6	22	0.44



linerCUT Pro® Ball milling cutter



**Materials to be processed**

- UV CIPP
- Felt CIPP
- PVC

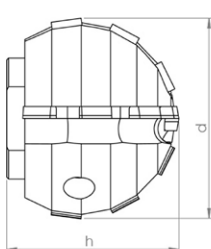

**Note:** Only suitable for processing CIPP liners and PVC!

**Field of Application**

- Opening of laterals and inlet lines

Article-No.	d inch	h inch	Segments	Weight pounds
BL 11444 M14H7	2.0	2.2	24	1.1

linerCUT Pro® Ball milling cutter



**Materials to be processed**

- UV CIPP
- Felt CIPP
- PVC

**Note:** Only suitable for processing CIPP liners and PVC!

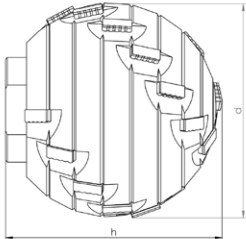
**Field of Application**

- Opening of laterals and inlet lines

Article-No.	d inch	h inch	Segments	Weight pounds
BL 11443 M14H7	1.6	1.4	12	0.44



linerCUT Pro® 2.0 Ball milling cutter



Materials to be processed

- UV CIPP
- Felt CIPP
- PVC

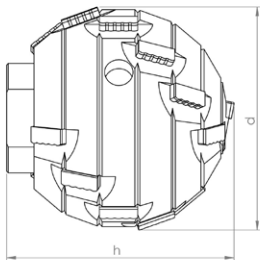
**Note:** Only suitable for processing CIPP liners and PVC!

Field of Application

- Opening of laterals and inlet lines

Article-No.	d inch	h inch	Segments	Weight pounds
BL 11449 M14H7	2.0	2.0	22	1.1

linerCUT Pro® 2.0 Ball milling cutter



Materials to be processed

- UV CIPP
- Felt CIPP
- PVC

**Note:** Only suitable for processing CIPP liners and PVC!

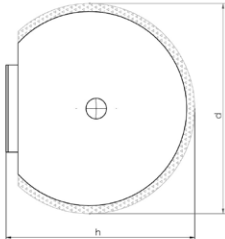
Field of Application

- Opening of laterals and inlet lines

Article-No.	d inch	h inch	Segments	Weight pounds
BL 11448 M14H7	1.6	1.6	18	0.55



**D•GRIT** Ball milling cutter



Materials to be processed

- UV CIPP
- Felt CIPP
- PVC

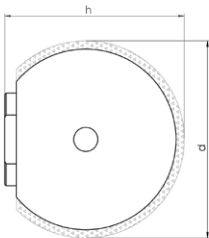
**Note:** Only suitable for processing CIPP liners and PVC!

Field of Application

- Opening of laterals and inlet lines
- CIPP liner finishing

Article-No.	d inch	h inch	Grit	Weight pounds
70002 M14H7	2.0	1.9	Diamond	0.99

**D•GRIT** Ball milling cutter



Materials to be processed

- UV CIPP
- Felt CIPP
- PVC

**Note:** Only suitable for processing CIPP liners and PVC!

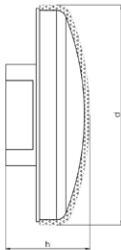
Field of Application

- Opening of laterals and inlet lines
- CIPP liner finishing

Article-No.	d inch	h inch	Grit	Weight pounds
70001 M14H7	1.6	1.5	Diamond	0.55



HM•LINE Mushroom-head milling cutter



Materials to be processed

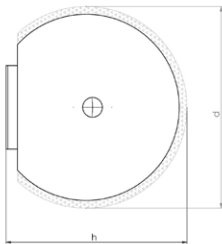
- UV CIPP
- PVC
- Roots
- Felt CIPP

Field of Application

- Removal of intruding obstacles
- CIPP liner finishing

Article-No.	d inch	h inch	Grit	Weight pounds
50003 M14H7	2.6	1.2	Carbide	0.66

HM•LINE Ball milling cutter



Materials to be processed

- UV CIPP
- PVC
- Roots
- Felt CIPP

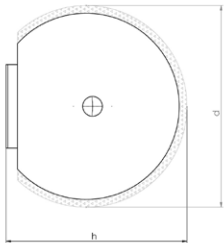
Field of Application

- Opening of laterals and inlet lines
- Removal of intruding obstacles
- CIPP liner finishing

Article-No.	d inch	h inch	Grit	Weight pounds
50001 M14H7	2.0	2.0	Carbide	1.32



**HM•LINE** Ball milling cutter



**Materials to be processed**

- UV CIPP
- PVC
- Roots
- Felt CIPP

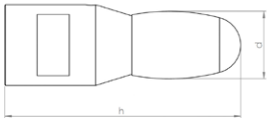
**Field of Application**

- Opening of laterals and inlet lines
- Removal of intruding obstacles
- CIPP liner finishing

Article-No.	d inch	h inch	Grit	Weight pounds
50002 M14H7	1.6	1.7	Carbide	0.66



VHM•LINE oval shaped



Materials to be processed

- Cast Iron
- Steel

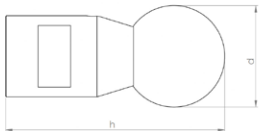
Note: Use on concrete or vitrified clay will destroy the cutting elements!

Field of Application

- Removal of intruding obstacles

Article-No.	d inch	h inch	Segments	Weight pounds
60007 M14H7	0.6	2.4	1	0.33

VHM•LINE ball shaped



Materials to be processed

- Cast Iron
- Steel

Note: Use on concrete or vitrified clay will destroy the cutting elements!

Field of Application


- Removal of intruding obstacles

Article-No.	d inch	h inch	Segments	Weight pounds
60008 M14H7	1.0	2.4	1	0.33





Extension 30 mm




**Description**  
CNC fabricated tool extension for increased working radius of robot arm.

**Specification**  
Stainless steel

Article-No.	d inch	h inch	Weight pounds
90120 M14H7	1.2	1.2	0.33

Extension 40 mm

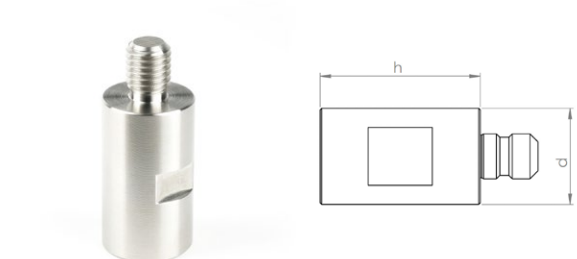


**Description**  
CNC fabricated tool extension for increased working radius of robot arm.

**Specification**  
Stainless steel

Article-No.	d inch	h inch	Weight pounds
90121 M14H7	1.2	1.6	0.44

Extension 50 mm



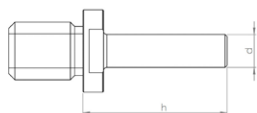
**Description**  
CNC fabricated tool extension for increased working radius of robot arm.

**Specification**  
Stainless steel

Article-No.	d inch	h inch	Weight pounds
90122 M14H7	1.2	2.0	0.55



### Adapter from collet chuck Ø 8 mm to M14H7 outer thread



#### Description

CNC fabricated adapter for the use of milling tools with:

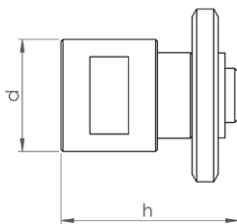
- Electric 2000 Watt Motor - M14H7

#### Specification

Stainless steel

Article-No.	d inch	h inch	Weight pounds
90135	0.3	1.3	0.06

### Adapter for mounting of 3 cutting discs



#### Description

CNC fabricated adapter for mounting of 3 cutting discs.

Mounting shaft Ø 22,2 mm

includes 3 cutting discs and locking disc

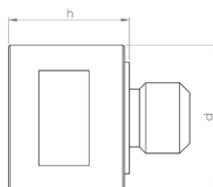
**NOTE:** This adapter cannot be used to mount a single cutting disc!

#### Specification

Stainless steel

Article-No.	d inch	h inch	Weight pounds
90168 M14H7	1.2	1.8	0.44

### Adapter for mounting of brushes and cutting discs



#### Description

CNC fabricated adapter for mounting of brushes and cutting discs.

Thread: M14 (14 mm O.D.)

Centering ring for cutting disc: Ø 22,2 mm

**NOTE:** When mounting wheel brushes or cutting discs, a locking disc is also required!

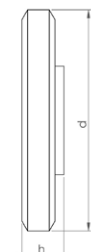
#### Specification

Stainless steel

Article-No.	d inch	h inch	Weight pounds
90112 M14H7	1.2	1.0	0.24



## Locking disc for mounting of wheel brushes and cutting discs



### Description

Thread: M14 (14 mm O.D.)

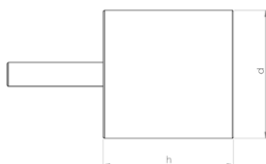

**NOTE:** Wheel brushes and cutting discs must be mounted using matching adapters!

### Specification

Steel, burnished

Article-No.	d inch	h inch	Weight pounds
SP 90110	1.8	0.3	0.15

## Mounted point-cylindrical



### Description

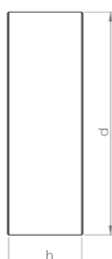
Corundum mounted point, for working on steel and cast iron.  
**NOTE:** Only useable with adapter!

### Specification

Corundum

Article-No.	d inch	h inch	Weight pounds
81002	1.3	1.3	0.17

## Cup wheel Ø 80 mm



### Description

Corundum cup wheel, for working on steel and cast iron.  
Mounting hole Ø 22,2 mm

**NOTE:** May be used only with matching adapter and locking disc!

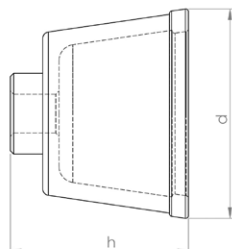
### Specification

Corundum

Article-No.	d inch	h inch	Weight pounds
81003	3.1	1.1	0.44



## Cup brush Ø 65 mm



## Description

Premium rotary wire brush for finishing work on CIPP liners and PVC.

Mounting hole M14 (14 mm thread O.D.)

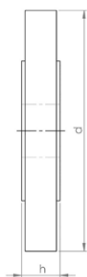
**NOTE:** May be used only with matching adapter!

## Specification

Wire thickness: Ø 0,8 mm

Article-No.	d inch	h inch	Weight pounds
80020	2.6	2.0	0.55

## Wheel brush Ø 100 mm



## Description

Premium rotary wire brush for finishing work on CIPP liners and PVC.

Mounting hole Ø 22,2 mm

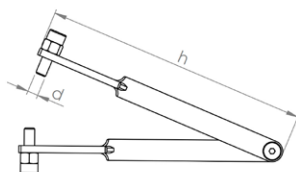
**NOTE:** May be used only with matching adapter and locking disc!

## Specification

Wire thickness: Ø 0,5 mm

Article-No.	d inch	h inch	Weight pounds
80018	3.9	0.6	0.44

## Pin-tipped tongs for safe tool changeover



## Description








The tongs are fitted with pin (with adjustable gripping depth) which are inserted into the gripping holes of the milling tools, permitting safe changeover without risking damage to the tooling.


## Specification

Steel

Article-No.	d inch	h inch	Weight pounds
92002	0.2	5.9	0.27



	<p><b>Premium Diamond Tools for High-Performance Material Removal and Long Service Life</b></p> <p><b>Materials to be processed</b></p> <ul style="list-style-type: none"> <li>Reinforced Concrete</li> <li>Concrete</li> <li>Deposits / Fouling</li> <li>Concrete</li> <li>Cast Iron</li> <li>Vitrified Clay</li> </ul> <p>Page 107</p>
	<p><b>High-Tech Milling Tools made of PCD with Unbeatable Cutting and Stock Removal Performance for Almost Every Material</b></p> <p><b>Materials to be processed</b></p> <ul style="list-style-type: none"> <li>Concrete</li> <li>UV CIPP</li> <li>PVC</li> <li>Felt CIPP</li> <li>Deposits / Fouling</li> <li>Roots</li> <li>Vitrified Clay</li> </ul> <p>Page 109</p>
	<p><b>Absolutely Smooth-Running and Precise PCD Cutting Tools for Opening CIPP - Optimized for UV CIPP -</b></p> <p><b>Materials to be processed</b></p> <ul style="list-style-type: none"> <li>UV CIPP</li> <li>PVC</li> <li>Felt CIPP</li> </ul> <p>Page 111</p>
	<p><b>Absolutely Smooth-Running and Precise PCD Cutting Tools for Opening CIPP - All Kinds of CIPP and PVC -</b></p> <p><b>Materials to be processed</b></p> <ul style="list-style-type: none"> <li>UV CIPP</li> <li>PVC</li> <li>Felt CIPP</li> </ul> <p>Page 112</p>
	<p><b>Milling Tools with Diamond Granules for Opening CIPP - Optimal for UV CIPP and Lined Cast Iron Pipes -</b></p> <p><b>Materials to be processed</b></p> <ul style="list-style-type: none"> <li>UV CIPP</li> <li>PVC</li> <li>Felt CIPP</li> </ul> <p>Page 113</p>
	<p><b>Cost-Efficient Milling Tools with Carbide Granulate Tipping for Opening and Reworking CIPP</b></p> <p><b>Materials to be processed</b></p> <ul style="list-style-type: none"> <li>UV CIPP</li> <li>Roots</li> <li>PVC</li> <li>Felt CIPP</li> </ul> <p>Page 114</p>
	<p><b>Special Milling Tools for Processing Steel and Cast Iron</b></p> <p><b>Materials to be processed</b></p> <ul style="list-style-type: none"> <li>Cast Iron</li> <li>Steel</li> </ul> <p>Page 115</p>



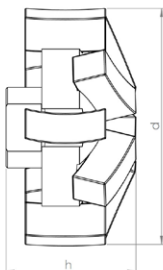
## Functional Accessories

High-quality brushes, adapters, extensions, etc.

Page 116



### Mushroom-head milling cutter machined for minimum runout



#### Materials to be processed

- Reinforced Concrete
- Concrete
- Deposits / Fouling
- Cast Iron
- Vitrified Clay

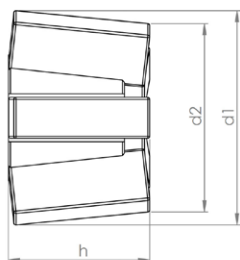

#### Field of Application

- Removal of intruding laterals
- Surface grinding and milling
- Milling of offset socket transitions

Article-No.	d inch	h inch	Segments	Weight pounds
20011 P M10x0.75	1.8	1.0	10	0.22



### Tapered milling cutter machined for minimum runout



#### Materials to be processed

- Reinforced Concrete
- Concrete
- Deposits / Fouling
- Cast Iron
- Vitrified Clay

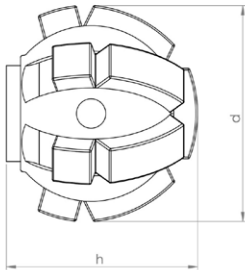
#### Field of Application

- Preparatory milling of laterals
- Removal of intruding laterals

Article-No.	d1 inch	d2 inch	h inch	Segments	Weight pounds
20010 P M10x0.75	1.2	1.1	0.8	5	0.13



Ball milling cutter



Materials to be processed

- Reinforced Concrete
- Concrete
- Deposits / Fouling
- Cast Iron
- Vitrified Clay

Field of Application

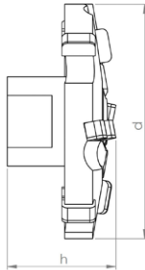
- Preparatory milling of laterals
- Removal of intruding laterals
- Removal of intruding obstacles

Article-No.	d inch	h inch	Segments	Weight pounds
20021 P M10x0.75	1.6	1.5	13	0.44





## BLACK-LINE Mushroom-head milling cutter



### Materials to be processed

- Concrete
- Deposits / Fouling
- UV CIPP
- Roots
- PVC
- Vitrified Clay
- Felt CIPP

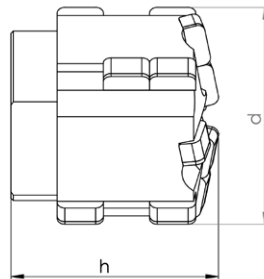
**Note: Use on steel-reinforced concrete will destroy the cutting elements!**

### Field of Application

- Surface milling
- Removal of intruding obstacles
- Milling of offset socket transitions

Article-No.	d inch	h inch	Segments	Weight pounds
BL 11411 M10x0.75	1.8	0.8	10	0.15

## BLACK-LINE Cylinder milling cutter



### Materials to be processed

- Concrete
- Deposits / Fouling
- UV CIPP
- Roots
- PVC
- Vitrified Clay
- Felt CIPP

**Note: Use on steel-reinforced concrete will destroy the cutting elements!**

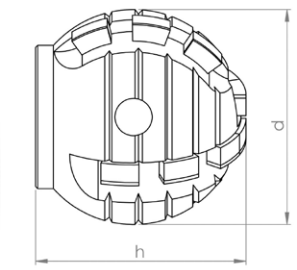
### Field of Application

- Opening of laterals and inlet lines
- Preparatory milling of laterals
- Removal of intruding laterals
- Removal of intruding obstacles

Article-No.	d inch	h inch	Segments	Weight pounds
BL 11464 M10x0.75	1.2	0.9	14	0.22



**BLACK-LINE** Ball milling cutter



Materials to be processed

- UV CIPP
- PVC
- Roots
- Felt CIPP

**Note:** Use on steel-reinforced concrete will destroy the cutting elements!

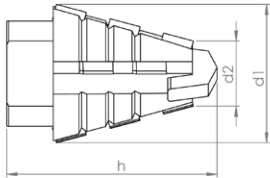
Field of Application

- Opening of laterals and inlet lines
- Removal of intruding obstacles

Article-No.	d inch	h inch	Segments	Weight pounds
BL 11408 M10x0.75	1.2	1.3	14	0.22



linerCUT Pro® Tapered milling cutter with tungsten carbide tip



Materials to be processed

- UV CIPP
- Felt CIPP
- PVC

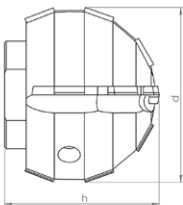
Note: Only suitable for processing CIPP liners and PVC!

Field of Application

- Opening of laterals and inlet lines

Article-No.	d1 inch	d2 inch	h inch	Segments	Weight pounds
BL 11440 M10x0.75	0.9	0.6	1.4	10	0.08

linerCUT Pro® Ball milling cutter



Materials to be processed

- UV CIPP
- Felt CIPP
- PVC

Note: Only suitable for processing CIPP liners and PVC!

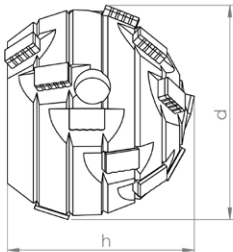
Field of Application

- Opening of laterals and inlet lines

Article-No.	d inch	h inch	Segments	Weight pounds
BL 11442 M10x0.75	1.2	1.1	14	0.22



linerCUT Pro® 2.0 Ball milling cutter



Materials to be processed

- UV CIPP
- Felt CIPP
- PVC

**Note: Only suitable for processing CIPP liners and PVC!**

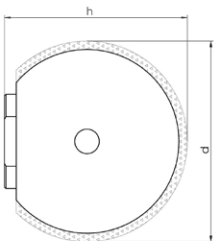
Field of Application

- Opening of laterals and inlet lines

Article-No.	d inch	h inch	Segments	Weight pounds
BL 11447 M10x0.75	1.2	1.0	16	0.22



**D•GRIT** Ball milling cutter



Materials to be processed

- UV CIPP
- Felt CIPP
- PVC

**Note:** Only suitable for processing CIPP liners and PVC!

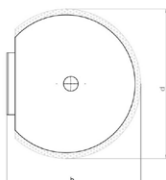
Field of Application

- Opening of laterals and inlet lines
- CIPP liner finishing

Article-No.	d inch	h inch	Grit	Weight pounds
70003 M10x0.75	1.2	1.2	Diamond	0.33



**HM•LINE** Ball milling cutter



**Materials to be processed**

- UV CIPP
- Roots
- PVC
- Felt CIPP

**Field of Application**

- Opening of laterals and inlet lines
- Removal of intruding obstacles
- CIPP liner finishing

Article-No.	d inch	h inch	Grit	Weight pounds
50005 M10x0.75	1.2	1.3	Carbide	0.33

**HM•LINE** Half-ball milling cutter



**Materials to be processed**

- UV CIPP
- Roots
- PVC
- Felt CIPP

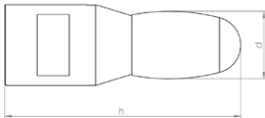
**Field of Application**

- Opening of laterals and inlet lines
- Removal of intruding obstacles
- CIPP liner finishing

Article-No.	d inch	h inch	Grit	Weight pounds
50004 M10x0.75	1.6	1.2	Carbide	0.33



VHM•LINE oval shaped



Materials to be processed

- Cast Iron
- Steel

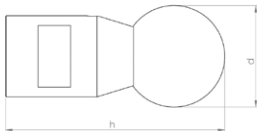
**Note:** Use on concrete or vitrified clay will destroy the cutting elements!

Field of Application

- Removal of intruding obstacles

Article-No.	d inch	h inch	Segments	Weight pounds
60001 M10x0.75	0.6	2.2	1	0.33

VHM•LINE ball shaped



Materials to be processed

- Cast Iron
- Steel

**Note:** Use on concrete or vitrified clay will destroy the cutting elements!

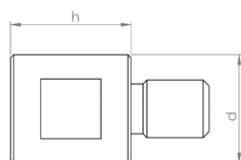
Field of Application

- Removal of intruding obstacles

Article-No.	d inch	h inch	Segments	Weight pounds
60002 M10x0.75	1.0	2.2	1	0.33



### Extension 20 mm



#### Description

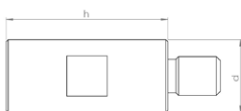
CNC fabricated tool extension for increased working radius of robot arm.

#### Specification

Stainless steel

Article-No.	d inch	h inch	Weight pounds
90179 M10x0.75	0.7	0.8	0.13

### Extension 30 mm



#### Description

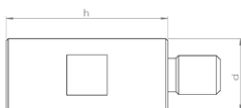
CNC fabricated tool extension for increased working radius of robot arm.

#### Specification

Stainless steel

Article-No.	d inch	h inch	Weight pounds
90180 M10x0.75	0.7	1.2	0.13

### Extension 40 mm



#### Description

CNC fabricated tool extension for increased working radius of robot arm.

#### Specification

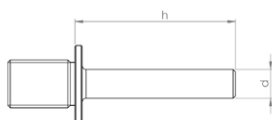
Stainless steel

Article-No.	d inch	h inch	Weight pounds
90181 M10x0.75	0.7	1.6	0.15





### Adapter from collet chuck Ø 8 mm to M10x0,75 outer thread



#### Description

CNC fabricated adapter for the use of milling tools with:

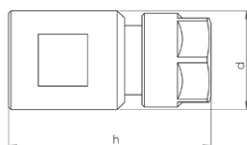
- Electric 2000 Watt Motor - M10x0,75

#### Specification

Stainless steel

Article-No.	d inch	h inch	Weight pounds
90131	0.3	1.3	0.06

### Adapter for mounting commercially available shank tools Ø 1/4"



#### Description

CNC fabricated collet chuck adapter for mounting commercially available shank tools.

e.g. burrs, brushes, flap grinders etc...

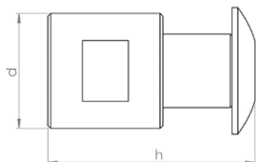
Mounting: Shank Ø 1/4"

#### Specification

Stainless steel

Article-No.	d inch	h inch	Weight pounds
90172 M10x0.75	0.8	1.6	0.15

### Adapter for mounting of 2 wheel brushes



#### Description

CNC fabricated adapter for mounting of 2 wheel brushes.

Mounting shaft Ø 12,7 mm

includes locking screw and cupped washer

**NOTE:** This adapter cannot be used to mount a single brush!

#### Specification

Stainless steel

Article-No.	d inch	h inch	Weight pounds
90141 M10x0.75	0.8	1.3	0.11



### Mounted point-cylindrical



#### Description

Corundum mounted point, for working on steel and cast iron.  
NOTE: Only useable with adapter!

#### Specification

Corundum

Article-No.	d inch	h inch	Weight pounds
81002	1.3	1.3	0.17

### Wheel brush Ø 45 mm



#### Description

Premium rotary wire brushes for finishing work on CIPP liners and PVC.

Mounting hole Ø 12,7 mm

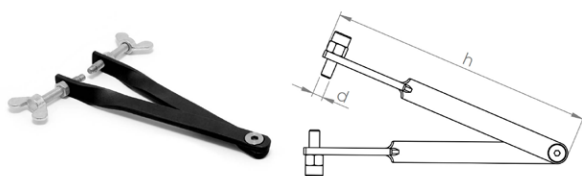
**NOTE:** May be used only with matching adapter! Packing unit: 2 pieces

#### Specification

Wire thickness: Ø 0,3 mm

Article-No.	d inch	h inch	Weight pounds
80025	1.8	0.3	0.11

### Pin-tipped tongs for safe tool changeover



#### Description

The tongs are fitted with pin (with adjustable gripping depth) which are inserted into the gripping holes of the milling tools, permitting safe changeover without risking damage to the tooling.


#### Specification

Steel

Article-No.	d inch	h inch	Weight pounds
92002	0.2	5.9	0.27



Open-end wrench 17 mm



Description






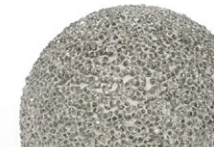

The flat design of the wrench is particularly well suited for milling tools with low base height.

Specification

Steel

Article-No.	d inch	h inch	Weight pounds
92001 SW17	0.7	0.1	0.17



<p><b>N•TEC II®</b> PREMIUM</p> 	<p>Premium Diamond Tools for High-Performance Material Removal and Long Service Life</p> <p><b>Materials to be processed</b></p> <ul style="list-style-type: none"> <li>Reinforced Concrete</li> <li>Concrete</li> <li>Deposits / Fouling</li> <li>Cast Iron</li> <li>Vitrified Clay</li> </ul> <p>Page 122</p>
<p><b>N•TEC II®</b></p> 	<p>Field-Proven Standard Diamond Tools with Outstanding Value for Purchase Investment</p> <p><b>Materials to be processed</b></p> <ul style="list-style-type: none"> <li>Reinforced Concrete</li> <li>Concrete</li> <li>Deposits / Fouling</li> <li>Cast Iron</li> <li>Vitrified Clay</li> </ul> <p>Page 130</p>
<p><b>BLACK•LINE</b></p> 	<p>High-Tech Milling Tools made of PCD with Unbeatable Cutting and Stock Removal Performance for Almost Every Material</p> <p><b>Materials to be processed</b></p> <ul style="list-style-type: none"> <li>Concrete</li> <li>UV CIPP</li> <li>Deposits / Fouling</li> <li>Roots</li> <li>PVC</li> <li>Vitrified Clay</li> <li>Felt CIPP</li> </ul> <p>Page 133</p>
<p><b>linerCUT Pro®</b></p> 	<p>Absolutely Smooth-Running and Precise PCD Cutting Tools for Opening CIPP - Optimized for UV CIPP -</p> <p><b>Materials to be processed</b></p> <ul style="list-style-type: none"> <li>UV CIPP</li> <li>PVC</li> <li>Felt CIPP</li> </ul> <p>Page 140</p>
<p><b>linerCUT Pro® 2.0</b></p> 	<p>Absolutely Smooth-Running and Precise PCD Cutting Tools for Opening CIPP - All Kinds of CIPP and PVC -</p> <p><b>Materials to be processed</b></p> <ul style="list-style-type: none"> <li>UV CIPP</li> <li>PVC</li> <li>Felt CIPP</li> </ul> <p>Page 144</p>
<p><b>D•GRIT</b></p> 	<p>Milling Tools with Diamond Granules for Opening CIPP - Optimal for UV CIPP and Lined Cast Iron Pipes -</p> <p><b>Materials to be processed</b></p> <ul style="list-style-type: none"> <li>UV CIPP</li> <li>PVC</li> <li>Felt CIPP</li> </ul> <p>Page 145</p>
<p><b>HM•LINE</b></p> 	<p>Cost-Efficient Milling Tools with Carbide Granulate Tipping for Opening and Reworking CIPP</p> <p><b>Materials to be processed</b></p> <ul style="list-style-type: none"> <li>UV CIPP</li> <li>Roots</li> <li>PVC</li> <li>Felt CIPP</li> </ul> <p>Page 147</p>



## VHM•LINE




### Special Milling Tools for Processing Steel and Cast Iron

#### Materials to be processed

- Cast Iron
- Steel

Page 149



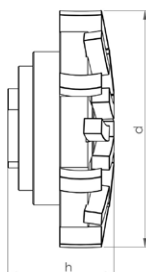
### Functional Accessories

High-quality brushes, adapters, extensions, etc.

Page 150



### Mushroom-head milling cutter spring-mounted



#### Materials to be processed

- Reinforced Concrete
- Concrete
- Deposits / Fouling
- Cast Iron
- Vitrified Clay

#### Field of Application

- Removal of intruding laterals
- Surface grinding and milling
- Removal of intruding obstacles
- Milling of offset socket transitions

Article-No.	Pipe Ø inch	d inch	h inch	Segments	Weight pounds
20044 P M14H7	8 - 12	3.5	1.6	21	1.54
20045 P M14H7	12 - 18	3.5	1.6	21	1.54
20046 P M14H7	18 - 24	3.5	1.6	21	1.54



### Mushroom-head milling cutter machined for minimum runout



#### Materials to be processed

- Reinforced Concrete
- Concrete
- Deposits / Fouling
- Cast Iron
- Vitrified Clay

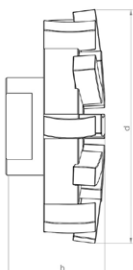
#### Field of Application

- Removal of intruding laterals
- Surface grinding and milling
- Milling of offset socket transitions

Article-No.	Pipe Ø inch	d inch	h inch	Segments	Weight pounds
20006 P M14H7	8 - 12	3.1	1.2	21	0.99
20007 P M14H7	12 - 18	3.1	1.2	21	0.99
20008 P M14H7	18 - 24	3.1	1.2	21	0.99



### Mushroom-head milling cutter machined for minimum runout



#### Materials to be processed

- Reinforced Concrete
- Concrete
- Deposits / Fouling
- Cast Iron
- Vitrified Clay

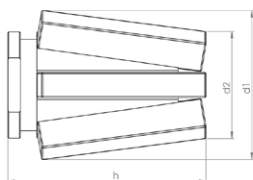
#### Field of Application

- Removal of intruding laterals
- Surface grinding and milling
- Milling of offset socket transitions

Article-No.	Pipe Ø inch	d inch	h inch	Segments	Weight pounds
20024 P M14H7	8 - 12	2.8	1.2	18	0.77
20025 P M14H7	12 - 18	2.8	1.2	18	0.77
20026 P M14H7	18 - 24	2.8	1.2	18	0.77



### Tapered milling cutter machined for minimum runout



#### Materials to be processed

- Reinforced Concrete
- Concrete
- Cast Iron
- Vitrified Clay

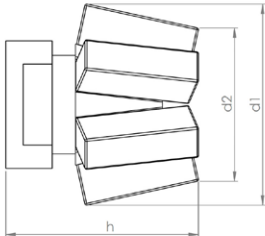
#### Field of Application

- Preparatory milling of laterals
- Removal of intruding laterals

Article-No.	d1 inch	d2 inch	h inch	Segments	Weight pounds
20013 P M14H7	1.5	1.1	2.1	6	0.33



Tapered milling cutter machined for minimum runout



Materials to be processed

- Reinforced Concrete
- Concrete
- Cast Iron
- Vitrified Clay

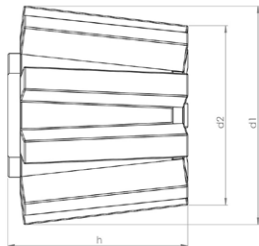
Field of Application

- Preparatory milling of laterals
- Removal of intruding laterals

Article-No.	d1 inch	d2 inch	h inch	Segments	Weight pounds
20027 P M14H7	1.4	1.1	1.3	6	0.22



Tapered milling cutter machined for minimum runout



Materials to be processed

- Reinforced Concrete
- Concrete
- Cast Iron
- Vitrified Clay

Field of Application

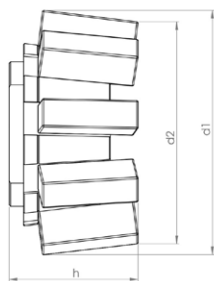
- Preparatory milling of laterals
- Removal of intruding laterals

Article-No.	d1 inch	d2 inch	h inch	Segments	Weight pounds
20004 P M14H7	2.0	1.7	1.6	9	0.66





### Tapered milling cutter machined for minimum runout



#### Materials to be processed

- Reinforced Concrete
- Concrete
- Cast Iron
- Vitrified Clay

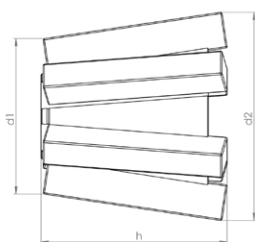
#### Field of Application

- Preparatory milling of laterals
- Removal of intruding laterals

Article-No.	d1 inch	d2 inch	h inch	Segments	Weight pounds
20001 P M14H7	2.0	1.8	1.0	9	0.44



### V-shape milling cutter machined for minimum runout



#### Materials to be processed

- Reinforced Concrete
- Concrete
- Cast Iron
- Vitrified Clay

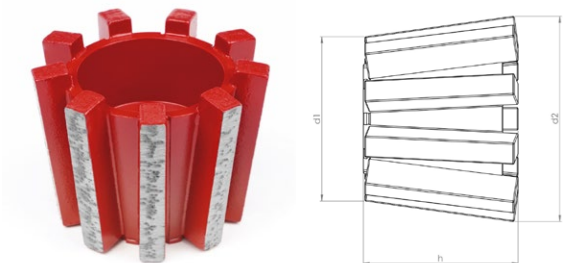
#### Field of Application

- Preparatory milling of laterals
- Removal of intruding laterals

Article-No.	d1 inch	d2 inch	h inch	Segments	Weight pounds
20043 P M14H7	1.4	1.8	1.7	6	0.33



V-shape milling cutter machined for minimum runout



Materials to be processed

- Reinforced Concrete
- Concrete
- Cast Iron
- Vitrified Clay

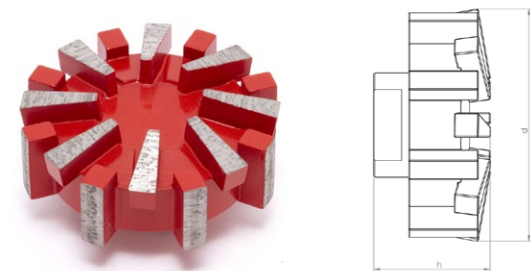
Field of Application

- Preparatory milling of laterals
- Removal of intruding laterals

Article-No.	d1 inch	d2 inch	h inch	Segments	Weight pounds
20039 P M14H7	1.7	2.0	1.7	9	0.66



Inlet milling cutter machined for minimum runout



Materials to be processed

- Reinforced Concrete
- Concrete
- Cast Iron
- Vitrified Clay

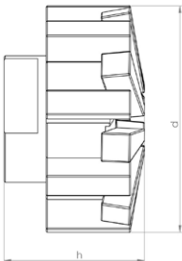
Field of Application

- Preparatory milling of laterals
- Removal of intruding laterals

Article-No.	d inch	h inch	Segments	Weight pounds
20015 P M14H7	2.7	1.3	16	0.88



Inlet milling cutter machined for minimum runout



Materials to be processed

- Reinforced Concrete
- Concrete
- Cast Iron
- Vitrified Clay

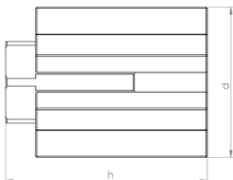
Field of Application

- Preparatory milling of laterals
- Removal of intruding laterals

Article-No.	d inch	h inch	Segments	Weight pounds
20047 P M14H7	2.2	1.4	16	0.66



Finger milling cutter machined for minimum runout



Materials to be processed

- Reinforced Concrete
- Concrete
- Cast Iron
- Vitrified Clay

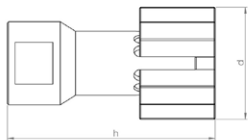
Field of Application

- Preparatory milling of cracks and sockets

Article-No.	d inch	h inch	Segments	Weight pounds
20048 P M14H7	1.4	2.0	7	0.44



Finger milling cutter machined for minimum runout



Materials to be processed

- Reinforced Concrete
- Concrete
- Cast Iron
- Vitrified Clay

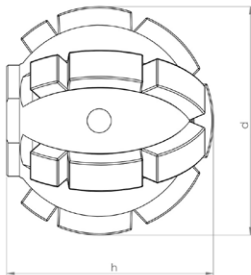
Field of Application

- Preparatory milling of cracks and sockets

Article-No.	d inch	h inch	Segments	Weight pounds
20003 P M14H7	1.2	2.2	5	0.22



Ball milling cutter



Materials to be processed

- Reinforced Concrete
- Concrete
- Deposits / Fouling
- Cast Iron
- Vitrified Clay

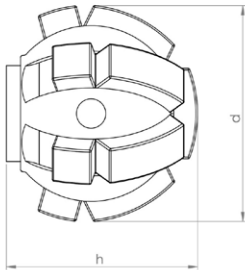
Field of Application

- Preparatory milling of laterals
- Removal of intruding laterals
- Removal of intruding obstacles

Article-No.	d inch	h inch	Segments	Weight pounds
20020 P M14H7	2.0	1.8	19	0.66



Ball milling cutter




Materials to be processed

- Reinforced Concrete
- Concrete
- Deposits / Fouling
- Cast Iron
- Vitrified Clay

Field of Application

- Preparatory milling of laterals
- Removal of intruding laterals
- Removal of intruding obstacles

Article-No.	d inch	h inch	Segments	Weight pounds
20021 P M14H7	1.6	1.5	13	0.44


**N•TEC II®** Mushroom-head milling cutter spring-mounted

**Materials to be processed**

- Reinforced Concrete
- Concrete
- Deposits / Fouling
- Cast Iron
- Vitrified Clay

**Field of Application**

- Removal of intruding laterals
- Surface grinding and milling
- Removal of intruding obstacles
- Milling of offset socket transitions

Article-No.	Pipe Ø inch	d inch	h inch	Segments	Weight pounds
20036 M14H7	8 - 12	3.1	1.7	15	1.65
20037 M14H7	12 - 18	3.1	1.7	15	1.65
20038 M14H7	18 - 24	3.1	1.7	15	1.65

**Note:** Milling tools in other segment hardnesses are available on request.

**N•TEC II®** Mushroom-head milling cutter

**Materials to be processed**

- Reinforced Concrete
- Concrete
- Deposits / Fouling
- Cast Iron
- Vitrified Clay

**Field of Application**

- Removal of intruding laterals
- Surface grinding and milling
- Milling of offset socket transitions

Article-No.	Pipe Ø inch	d inch	h inch	Segments	Weight pounds
20031 M14H7	8 - 12	2.8	1.2	15	0.77
20032 M14H7	12 - 18	2.8	1.2	15	0.77
20033 M14H7	18 - 24	2.8	1.2	15	0.77

**Note:** Milling tools in other segment hardnesses are available on request.


**N•TEC II®** Mushroom-head milling cutter

**Materials to be processed**

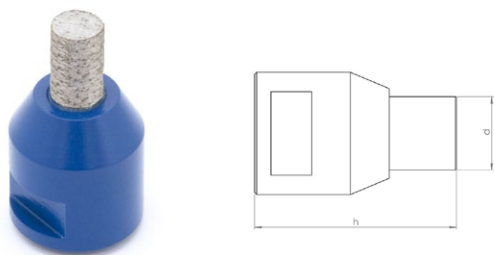
- Reinforced Concrete
- Concrete
- Deposits / Fouling
- Cast Iron
- Vitrified Clay

**Field of Application**

- Removal of intruding laterals
- Surface grinding and milling
- Milling of offset socket transitions

Article-No.	Pipe Ø inch	d inch	h inch	Segments	Weight pounds
21006 M14H7	8 - 12	2.8	1.2	10	0.66
21007 M14H7	12 - 18	2.8	1.2	10	0.66
21008 M14H7	18 - 24	2.8	1.2	10	0.66

Note: Milling tools in other segment hardnesses are available on request.


**N•TEC II®** Slot milling cutter

**Materials to be processed**

- Reinforced Concrete
- Concrete
- Cast Iron
- Vitrified Clay

**Field of Application**

- Preparatory milling of cracks and sockets

Article-No.	d inch	h inch	Segments	Weight pounds
20009 M14H7	0.7	2.0	1	0.22


**N•TEC II®** Disk milling cutter**Materials to be processed**

- Reinforced Concrete
- Concrete
- Vitrified Clay

**Field of Application**

- Milling of circumferential slots on laterals

Article-No.	d inch	h inch	Segments	Weight pounds
20041 M14H7	3.3	1.1	6	0.66

**N•TEC II®** Disk milling cutter**Materials to be processed**

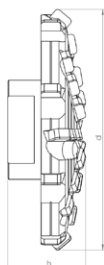
- Reinforced Concrete
- Concrete
- Vitrified Clay

**Field of Application**

- Milling of circumferential slots on laterals

Article-No.	d inch	h inch	Segments	Weight pounds
20042 M14H7	4.3	1.1	9	0.99




**BLACK-LINE** Mushroom-head milling cutter

**Materials to be processed**

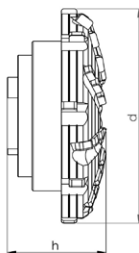
- Concrete
- Deposits / Fouling
- UV CIPP
- Roots
- PVC
- Vitrified Clay
- Felt CIPP

**Note: Use on steel-reinforced concrete will destroy the cutting elements!**

**Field of Application**

- Surface milling
- Removal of intruding obstacles
- Milling of offset socket transitions

Article-No.	Pipe Ø inch	d inch	h inch	Segments	Weight pounds
BL 11426 M14H7	8 - 18	2.5	1.0	28	0.44
BL 11401 M14H7	12 - 24	3.0	1.1	32	0.55

**BLACK-LINE** Mushroom-head milling cutter spring-mounted

**Materials to be processed**

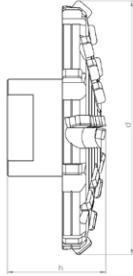
- Concrete
- Deposits / Fouling
- UV CIPP
- Roots
- PVC
- Vitrified Clay
- Felt CIPP

**Note: Use on steel-reinforced concrete will destroy the cutting elements!**

**Field of Application**

- Surface milling
- Removal of intruding obstacles
- Milling of offset socket transitions

Article-No.	Pipe Ø inch	d inch	h inch	Segments	Weight pounds
BL 11458 M14H7	8 - 12	3.1	1.5	32	1.54
BL 11459 M14H7	12 - 18	3.1	1.5	32	1.54
BL 11460 M14H7	18 - 24	3.1	1.5	32	1.54


**BLACK-LINE** Mushroom-head milling cutter center cutting

**Materials to be processed**

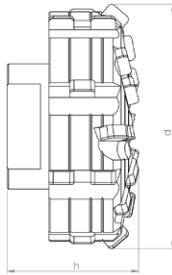
- Concrete
- Deposits / Fouling
- UV CIPP
- Roots
- PVC
- Vitrified Clay
- Felt CIPP

**Note: Use on steel-reinforced concrete will destroy the cutting elements!**

**Field of Application**

- Frontal milling
- Surface milling
- Removal of intruding obstacles
- Milling of offset socket transitions

Article-No.	Pipe Ø inch	d inch	h inch	Segments	Weight pounds
BL 11427 M14H7	8 - 18	2.6	1.1	30	0.44
BL 11402 M14H7	12 - 24	3.0	1.3	34	0.66

**BLACK-LINE** Inlet milling cutter

**Materials to be processed**

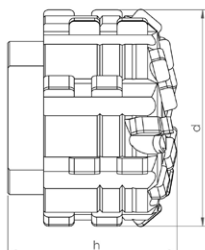
- Concrete
- Deposits / Fouling
- UV CIPP
- Roots
- PVC
- Vitrified Clay
- Felt CIPP

**Note: Use on steel-reinforced concrete will destroy the cutting elements!**

**Field of Application**

- Opening of laterals and inlet lines
- Preparatory milling of laterals
- Removal of intruding laterals
- Removal of intruding obstacles

Article-No.	d inch	h inch	Segments	Weight pounds
BL 11409 M14H7	2.2	1.2	28	0.77


**BLACK-LINE** Inlet milling cutter

**Materials to be processed**

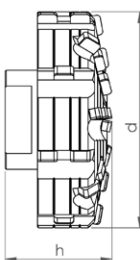
- Concrete
- Deposits / Fouling
- UV CIPP
- Roots
- PVC
- Vitrified Clay
- Felt CIPP

**Note: Use on steel-reinforced concrete will destroy the cutting elements!**

**Field of Application**

- Opening of laterals and inlet lines
- Preparatory milling of laterals
- Removal of intruding laterals
- Removal of intruding obstacles

Article-No.	d inch	h inch	Segments	Weight pounds
BL 11451 M14H7	1.8	1.3	32	0.44

**BLACK-LINE** Inlet milling cutter center cutting

**Materials to be processed**

- Concrete
- Deposits / Fouling
- UV CIPP
- Roots
- PVC
- Vitrified Clay
- Felt CIPP

**Note: Use on steel-reinforced concrete will destroy the cutting elements!**

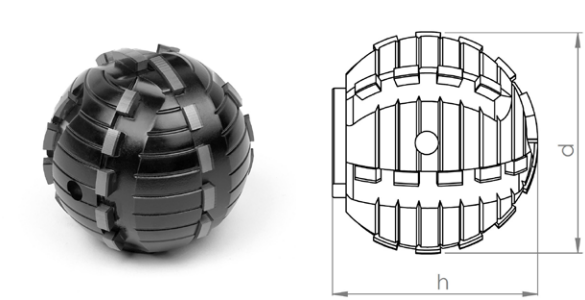
**Field of Application**

- Opening of laterals and inlet lines
- Preparatory milling of laterals
- Removal of intruding laterals
- Frontal milling
- Surface milling
- Removal of intruding obstacles

Article-No.	d inch	h inch	Segments	Weight pounds
BL 11452 M14H7	2.8	1.3	34	0.88



**BLACK•LINE** Ball milling cutter



**Materials to be processed**

- UV CIPP
- PVC
- Roots
- Felt CIPP

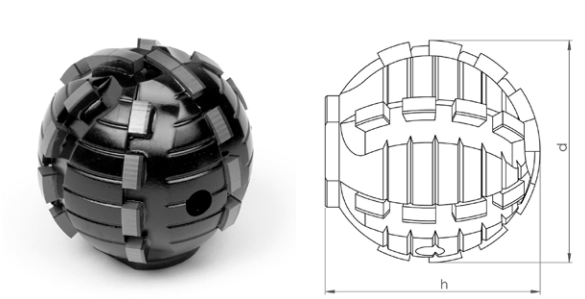
**Note: Only suitable for processing CIPP liners and PVC and for cutting roots!**

**Field of Application**

- Opening of laterals and inlet lines
- Removal of intruding obstacles

Article-No.	d inch	h inch	Segments	Weight pounds
BL 11410 M14H7	2.0	1.8	30	0.88

**BLACK•LINE** Ball milling cutter



**Materials to be processed**

- UV CIPP
- PVC
- Roots
- Felt CIPP

**Note: Only suitable for processing CIPP liners and PVC and for cutting roots!**

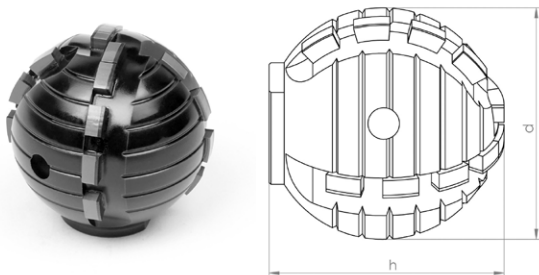
**Field of Application**

- Opening of laterals and inlet lines
- Removal of intruding obstacles

Article-No.	d inch	h inch	Segments	Weight pounds
BL 11446 M14H7	1.6	1.7	26	0.55



**BLACK-LINE** Ball milling cutter



**Materials to be processed**

- UV CIPP
- PVC
- Roots
- Felt CIPP

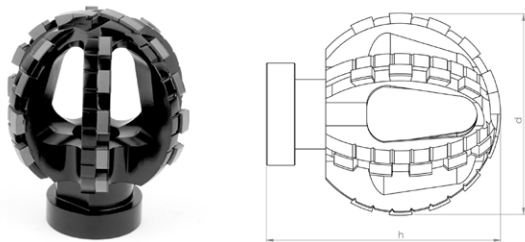
**Note: Only suitable for processing CIPP liners and PVC and for cutting roots!**

**Field of Application**

- Opening of laterals and inlet lines
- Removal of intruding obstacles

Article-No.	d inch	h inch	Segments	Weight pounds
BL 11414 M14H7	1.6	1.7	18	0.55

**BLACK-LINE** Ball milling cutter Type ProView®



**Materials to be processed**

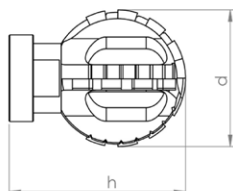
- UV CIPP
- PVC
- Roots
- Felt CIPP

**Note: Only suitable for processing CIPP liners and PVC and for cutting roots!**

**Field of Application**

- Opening of laterals and inlet lines
- Removal of intruding obstacles

Article-No.	d inch	h inch	Segments	Weight pounds
BL 11116 M14H7	2.0	2.2	30	0.44


**BLACK-LINE** Ball milling cutter Type ProView®

**Materials to be processed**

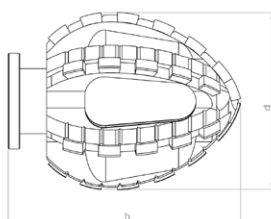
- UV CIPP
- PVC
- Roots
- Felt CIPP

**Note: Only suitable for processing CIPP liners and PVC and for cutting roots!**

**Field of Application**

- Opening of laterals and inlet lines
- Removal of intruding obstacles

Article-No.	d inch	h inch	Segments	Weight pounds
BL 11117 M14H7	1.6	2.0	18	0.33

**BLACK-LINE** Double-cone milling cutter Type ProView®

**Materials to be processed**

- UV CIPP
- PVC
- Roots
- Felt CIPP

**Note: Only suitable for processing CIPP liners and PVC and for cutting roots!**

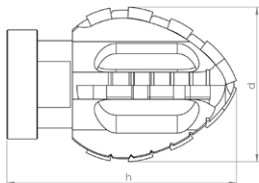
**Field of Application**

- Opening of laterals and inlet lines
- Removal of intruding obstacles

Article-No.	d inch	h inch	Segments	Weight pounds
BL 11113 M14H7	1.8	2.4	34	0.35



**BLACK•LINE** Double-cone milling cutter Type ProView®



**Materials to be processed**

- UV CIPP
- PVC
- Roots
- Felt CIPP

**Note: Only suitable for processing CIPP liners and PVC and for cutting roots!**

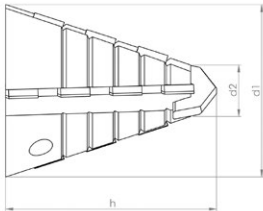
**Field of Application**

- Opening of laterals and inlet lines
- Removal of intruding obstacles

Article-No.	d inch	h inch	Segments	Weight pounds
BL 11118 M14H7	1.4	2.1	16	0.33



linerCUT Pro® Tapered milling cutter with tungsten carbide tip



Materials to be processed

- UV CIPP
- Felt CIPP
- PVC

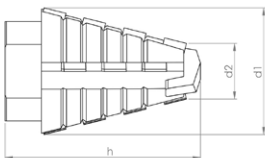
Note: Only suitable for processing CIPP liners and PVC!

Field of Application

- Opening of laterals and inlet lines

Article-No.	d1 inch	d2 inch	h inch	Segments	Weight pounds
BL 11463 M14H7	1.6	0.7	1.9	14	0.3

linerCUT Pro® Tapered milling cutter with tungsten carbide tip



Materials to be processed

- UV CIPP
- Felt CIPP
- PVC

Note: Only suitable for processing CIPP liners and PVC!

Field of Application

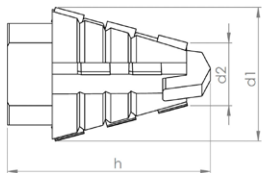
- Opening of laterals and inlet lines

Article-No.	d1 inch	d2 inch	h inch	Segments	Weight pounds
BL 11437 M14H7	1.1	0.7	1.8	14	0.17





linerCUT Pro® Tapered milling cutter with tungsten carbide tip



Materials to be processed

- UV CIPP
- Felt CIPP
- PVC

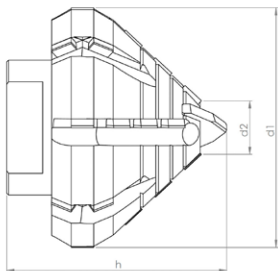
Note: Only suitable for processing CIPP liners and PVC!

Field of Application

- Opening of laterals and inlet lines

Article-No.	d1 inch	d2 inch	h inch	Segments	Weight pounds
BL 11438 M14H7	1.2	0.7	1.4	10	0.13

linerCUT Pro® Taper/cylinder milling cutter with tungsten carbide tip



Materials to be processed

- UV CIPP
- Felt CIPP
- PVC

Note: Only suitable for processing CIPP liners and PVC!

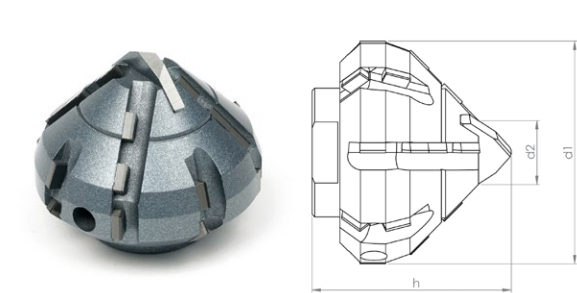
Field of Application

- Opening of laterals and inlet lines

Article-No.	d1 inch	d2 inch	h inch	Segments	Weight pounds
BL 11441 M14H7	2.2	0.8	1.8	24	0.66



linerCUT Pro® Taper/cylinder milling cutter with tungsten carbide tip



Materials to be processed

- UV CIPP
- Felt CIPP
- PVC

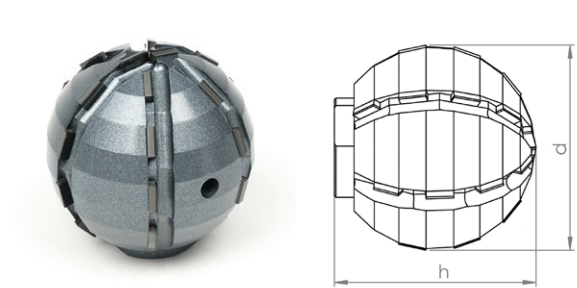
Note: Only suitable for processing CIPP liners and PVC!

Field of Application

- Opening of laterals and inlet lines

Article-No.	d1 inch	d2 inch	h inch	Segments	Weight pounds
BL 11439 M14H7	1.8	0.8	1.6	22	0.44

linerCUT Pro® Ball milling cutter



Materials to be processed

- UV CIPP
- Felt CIPP
- PVC

Note: Only suitable for processing CIPP liners and PVC!

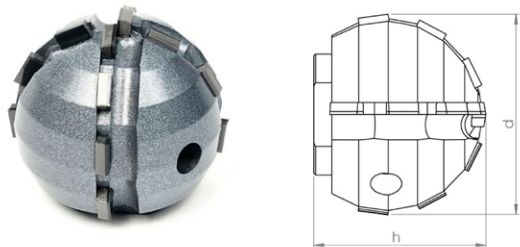
Field of Application

- Opening of laterals and inlet lines

Article-No.	d inch	h inch	Segments	Weight pounds
BL 11444 M14H7	2.0	2.2	24	1.1



linerCUT Pro® Ball milling cutter



Materials to be processed

- UV CIPP
- Felt CIPP
- PVC

Note: Only suitable for processing CIPP liners and PVC!

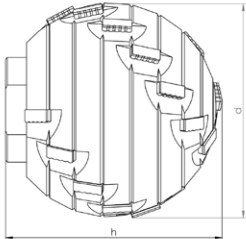
Field of Application

- Opening of laterals and inlet lines

Article-No.	d inch	h inch	Segments	Weight pounds
BL 11443 M14H7	1.6	1.4	12	0.44



linerCUT Pro® 2.0 Ball milling cutter



Materials to be processed

- UV CIPP
- Felt CIPP
- PVC

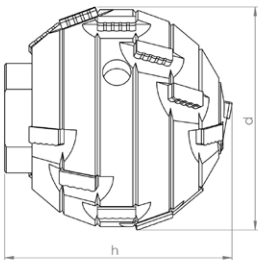
Note: Only suitable for processing CIPP liners and PVC!

Field of Application

- Opening of laterals and inlet lines

Article-No.	d inch	h inch	Segments	Weight pounds
BL 11449 M14H7	2.0	2.0	22	1.1

linerCUT Pro® 2.0 Ball milling cutter



Materials to be processed

- UV CIPP
- Felt CIPP
- PVC

Note: Only suitable for processing CIPP liners and PVC!

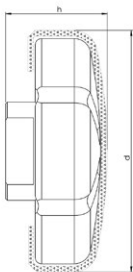
Field of Application

- Opening of laterals and inlet lines

Article-No.	d inch	h inch	Segments	Weight pounds
BL 11448 M14H7	1.6	1.6	18	0.55



**D•GRIT** Inlet milling cutter



**Materials to be processed**

- UV CIPP
- Felt CIPP
- PVC

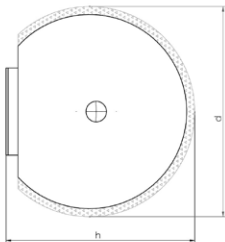
**Note:** Only suitable for processing CIPP liners and PVC!

**Field of Application**

- Opening of laterals and inlet lines
- CIPP liner finishing

Article-No.	d inch	h inch	Grit	Weight pounds
70011 M14H7	2.8	1.2	Diamond	1.1

**D•GRIT** Ball milling cutter



**Materials to be processed**

- UV CIPP
- Felt CIPP
- PVC

**Note:** Only suitable for processing CIPP liners and PVC!

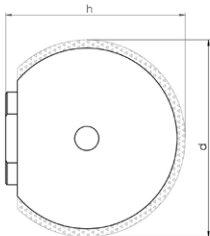
**Field of Application**

- Opening of laterals and inlet lines
- CIPP liner finishing

Article-No.	d inch	h inch	Grit	Weight pounds
70002 M14H7	2.0	1.9	Diamond	0.99



**D•GRIT**    **Ball milling cutter**



**Materials to be processed**

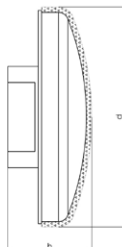
- UV CIPP
- Felt CIPP
- PVC

**Note: Only suitable for processing CIPP liners and PVC!**

**Field of Application**

- Opening of laterals and inlet lines
- CIPP liner finishing

Article-No.	d inch	h inch	Grit	Weight pounds
70001 M14H7	1.6	1.5	Diamond	0.55

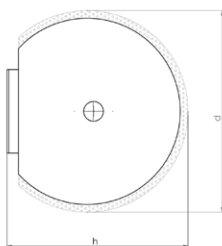
**HM•LINE** Mushroom-head milling cutter**Materials to be processed**

- UV CIPP
- PVC
- Roots
- Felt CIPP

**Field of Application**

- Removal of intruding obstacles
- CIPP liner finishing

Article-No.	d inch	h inch	Grit	Weight pounds
50003 M14H7	2.6	1.2	Carbide	0.66

**HM•LINE** Ball milling cutter**Materials to be processed**

- UV CIPP
- PVC
- Roots
- Felt CIPP

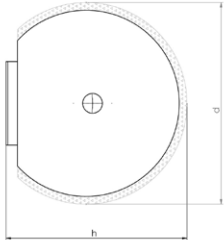
**Field of Application**

- Opening of laterals and inlet lines
- Removal of intruding obstacles
- CIPP liner finishing

Article-No.	d inch	h inch	Grit	Weight pounds
50001 M14H7	2.0	2.0	Carbide	1.32



**HM•LINE** Ball milling cutter



**Materials to be processed**

- UV CIPP
- PVC
- Roots
- Felt CIPP

**Field of Application**

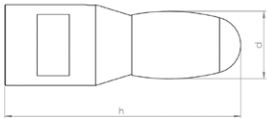
- Opening of laterals and inlet lines
- Removal of intruding obstacles
- CIPP liner finishing

Article-No.	d inch	h inch	Grit	Weight pounds
50002 M14H7	1.6	1.7	Carbide	0.66





VHM•LINE oval shaped



Materials to be processed

- Cast Iron
- Steel

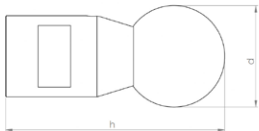
Note: Use on concrete or vitrified clay will destroy the cutting elements!

Field of Application

- Removal of intruding obstacles

Article-No.	d inch	h inch	Segments	Weight pounds
60007 M14H7	0.6	2.4	1	0.33

VHM•LINE ball shaped



Materials to be processed

- Cast Iron
- Steel

Note: Use on concrete or vitrified clay will destroy the cutting elements!

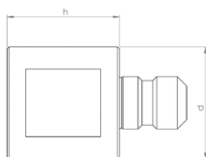
Field of Application

- Removal of intruding obstacles

Article-No.	d inch	h inch	Segments	Weight pounds
60008 M14H7	1.0	2.4	1	0.33



### Extension 30 mm



#### Description

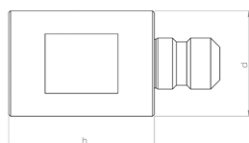
CNC fabricated tool extension for increased working radius of robot arm.

#### Specification

Stainless steel

Article-No.	d inch	h inch	Weight pounds
90120 M14H7	1.2	1.2	0.33

### Extension 40 mm



#### Description

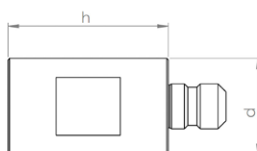
CNC fabricated tool extension for increased working radius of robot arm.

#### Specification

Stainless steel

Article-No.	d inch	h inch	Weight pounds
90121 M14H7	1.2	1.6	0.44

### Extension 50 mm



#### Description

CNC fabricated tool extension for increased working radius of robot arm.

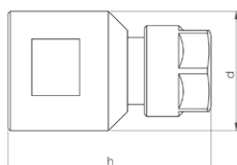
#### Specification

Stainless steel

Article-No.	d inch	h inch	Weight pounds
90122 M14H7	1.2	2.0	0.55



### Adapter for mounting commercially available shank tools Ø 1/4"



#### Description

CNC fabricated collet chuck adapter for mounting commercially available shank tools.

e.g. burrs, brushes, flap grinders etc...

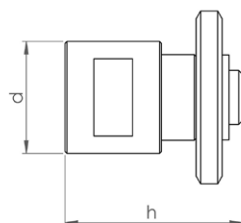
Mounting: Shank Ø 1/4"

#### Specification

Stainless steel

Article-No.	d inch	h inch	Weight pounds
90171 M14H7	1.2	1.6	0.22

### Adapter for mounting of 3 cutting discs



#### Description

CNC fabricated adapter for mounting of 3 cutting discs.

Mounting shaft Ø 22,2 mm

includes 3 cutting discs and locking disc

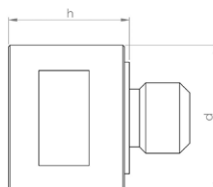
**NOTE:** This adapter cannot be used to mount a single cutting disc!

#### Specification

Stainless steel

Article-No.	d inch	h inch	Weight pounds
90168 M14H7	1.2	1.8	0.44

### Adapter for mounting of brushes and cutting discs



#### Description

CNC fabricated adapter for mounting of brushes and cutting discs.

Thread: M14 (14 mm O.D.)

Centering ring for cutting disc: Ø 22,2 mm

**NOTE:** When mounting wheel brushes or cutting discs, a locking disc is also required!

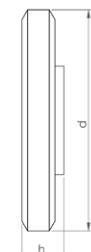
#### Specification

Stainless steel

Article-No.	d inch	h inch	Weight pounds
90112 M14H7	1.2	1.0	0.24



## Locking disc for mounting of wheel brushes and cutting discs



### Description

Thread: M14 (14 mm O.D.)

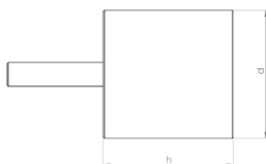

**NOTE:** Wheel brushes and cutting discs must be mounted using matching adapters!

### Specification

Steel, burnished

Article-No.	d inch	h inch	Weight pounds
SP 90110	1.8	0.3	0.15

## Mounted point-cylindrical



### Description

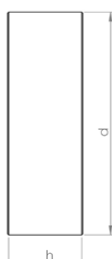
Corundum mounted point, for working on steel and cast iron.  
**NOTE:** Only useable with adapter!

### Specification

Corundum

Article-No.	d inch	h inch	Weight pounds
81002	1.3	1.3	0.17

## Cup wheel Ø 80 mm



### Description

Corundum cup wheel, for working on steel and cast iron.  
Mounting hole Ø 22,2 mm

**NOTE:** May be used only with matching adapter and locking disc!

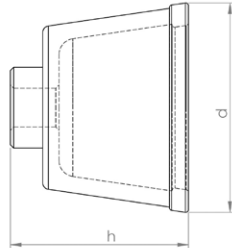
### Specification

Corundum

Article-No.	d inch	h inch	Weight pounds
81003	3.1	1.1	0.44



## Cup brush Ø 65 mm



## Description

Premium rotary wire brush for finishing work on CIPP liners and PVC.

Mounting hole M14 (14 mm thread O.D.)

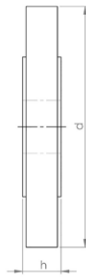
**NOTE:** May be used only with matching adapter!

## Specification

Wire thickness: Ø 0,8 mm

Article-No.	d inch	h inch	Weight pounds
80020	2.6	2.0	0.55

## Wheel brush Ø 100 mm



## Description

Premium rotary wire brush for finishing work on CIPP liners and PVC.

Mounting hole Ø 22,2 mm

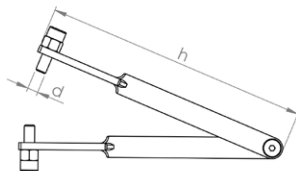
**NOTE:** May be used only with matching adapter and locking disc!

## Specification

Wire thickness: Ø 0,5 mm

Article-No.	d inch	h inch	Weight pounds
80018	3.9	0.6	0.44

## Pin-tipped tongs for safe tool changeover



## Description






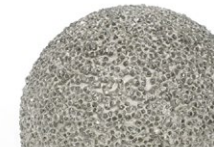

The tongs are fitted with pin (with adjustable gripping depth) which are inserted into the gripping holes of the milling tools, permitting safe changeover without risking damage to the tooling.

## Specification

Steel

Article-No.	d inch	h inch	Weight pounds
92002	0.2	5.9	0.27



	<p><b>Premium Diamond Tools for High-Performance Material Removal and Long Service Life</b></p> <p><b>Materials to be processed</b></p> <ul style="list-style-type: none"> <li>Reinforced Concrete</li> <li>Concrete</li> <li>Deposits / Fouling</li> <li>Cast Iron</li> <li>Vitrified Clay</li> </ul> <p>Page 156</p>
	<p><b>Field-Proven Standard Diamond Tools with Outstanding Value for Purchase Investment</b></p> <p><b>Materials to be processed</b></p> <ul style="list-style-type: none"> <li>Reinforced Concrete</li> <li>Concrete</li> <li>Deposits / Fouling</li> <li>Cast Iron</li> <li>Vitrified Clay</li> </ul> <p>Page 161</p>
	<p><b>High-Tech Milling Tools made of PCD with Unbeatable Cutting and Stock Removal Performance for Almost Every Material</b></p> <p><b>Materials to be processed</b></p> <ul style="list-style-type: none"> <li>Concrete</li> <li>UV CIPP</li> <li>Deposits / Fouling</li> <li>Roots</li> <li>PVC</li> <li>Vitrified Clay</li> <li>Felt CIPP</li> </ul> <p>Page 167</p>
	<p><b>Absolutely Smooth-Running and Precise PCD Cutting Tools for Opening CIPP - Optimized for UV CIPP -</b></p> <p><b>Materials to be processed</b></p> <ul style="list-style-type: none"> <li>UV CIPP</li> <li>PVC</li> <li>Felt CIPP</li> </ul> <p>Page 173</p>
	<p><b>Absolutely Smooth-Running and Precise PCD Cutting Tools for Opening CIPP - All Kinds of CIPP and PVC -</b></p> <p><b>Materials to be processed</b></p> <ul style="list-style-type: none"> <li>UV CIPP</li> <li>PVC</li> <li>Felt CIPP</li> </ul> <p>Page 176</p>
	<p><b>Milling Tools with Diamond Granules for Opening CIPP - Optimal for UV CIPP and Lined Cast Iron Pipes -</b></p> <p><b>Materials to be processed</b></p> <ul style="list-style-type: none"> <li>UV CIPP</li> <li>PVC</li> <li>Felt CIPP</li> </ul> <p>Page 177</p>
	<p><b>Cost-Efficient Milling Tools with Carbide Granulate Tipping for Opening and Reworking CIPP</b></p> <p><b>Materials to be processed</b></p> <ul style="list-style-type: none"> <li>UV CIPP</li> <li>Roots</li> <li>PVC</li> <li>Felt CIPP</li> </ul> <p>Page 179</p>



## VHM•LINE




### Special Milling Tools for Processing Steel and Cast Iron

#### Materials to be processed

- Cast Iron
- Steel

Page 181



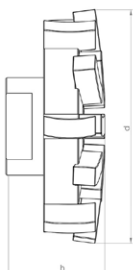
### Functional Accessories

High-quality brushes, adapters, extensions, etc.

Page 182



### Mushroom-head milling cutter machined for minimum runout



#### Materials to be processed

- Reinforced Concrete
- Concrete
- Deposits / Fouling
- Cast Iron
- Vitrified Clay

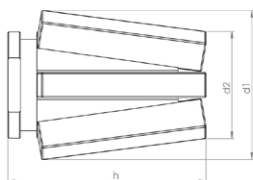
#### Field of Application

- Removal of intruding laterals
- Surface grinding and milling
- Milling of offset socket transitions

Article-No.	Pipe Ø inch	d inch	h inch	Segments	Weight pounds
20024 P M14H7	8 - 12	2.8	1.2	18	0.77
20025 P M14H7	12 - 18	2.8	1.2	18	0.77
20026 P M14H7	18 - 24	2.8	1.2	18	0.77



### Tapered milling cutter machined for minimum runout



#### Materials to be processed

- Reinforced Concrete
- Concrete
- Cast Iron
- Vitrified Clay

#### Field of Application

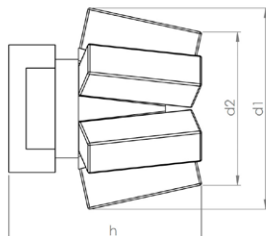
- Preparatory milling of laterals
- Removal of intruding laterals

Article-No.	d1 inch	d2 inch	h inch	Segments	Weight pounds
20013 P M14H7	1.5	1.1	2.1	6	0.33





### Tapered milling cutter machined for minimum runout



#### Materials to be processed

- Reinforced Concrete
- Concrete
- Cast Iron
- Vitrified Clay

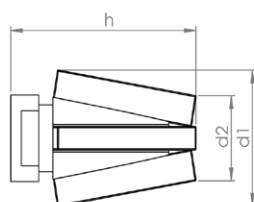
#### Field of Application

- Preparatory milling of laterals
- Removal of intruding laterals

Article-No.	d1 inch	d2 inch	h inch	Segments	Weight pounds
20027 P M14H7	1.4	1.1	1.3	6	0.22



### Tapered milling cutter machined for minimum runout



#### Materials to be processed

- Reinforced Concrete
- Concrete
- Cast Iron
- Vitrified Clay

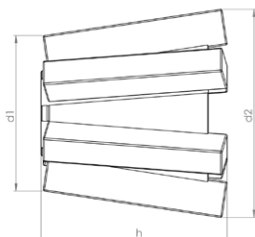
#### Field of Application

- Preparatory milling of laterals
- Removal of intruding laterals
- Preparatory milling of cracks and sockets

Article-No.	d1 inch	d2 inch	h inch	Segments	Weight pounds
20017 P M14H7	1.3	0.9	2.1	4	0.22



### V-shape milling cutter machined for minimum runout



#### Materials to be processed

- Reinforced Concrete
- Concrete
- Cast Iron
- Vitrified Clay

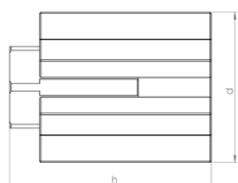
#### Field of Application

- Preparatory milling of laterals
- Removal of intruding laterals

Article-No.	d1 inch	d2 inch	h inch	Segments	Weight pounds
20043 P M14H7	1.4	1.8	1.7	6	0.33



### Finger milling cutter machined for minimum runout



#### Materials to be processed

- Reinforced Concrete
- Concrete
- Cast Iron
- Vitrified Clay

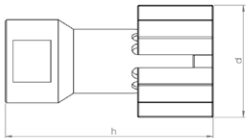
#### Field of Application

- Preparatory milling of cracks and sockets

Article-No.	d inch	h inch	Segments	Weight pounds
20048 P M14H7	1.4	2.0	7	0.44



Finger milling cutter machined for minimum runout



Materials to be processed

- Reinforced Concrete
- Concrete
- Cast Iron
- Vitrified Clay

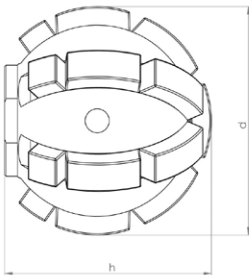
Field of Application

- Preparatory milling of cracks and sockets

Article-No.	d inch	h inch	Segments	Weight pounds
20003 P M14H7	1.2	2.2	5	0.22



Ball milling cutter



Materials to be processed

- Reinforced Concrete
- Concrete
- Deposits / Fouling
- Cast Iron
- Vitrified Clay

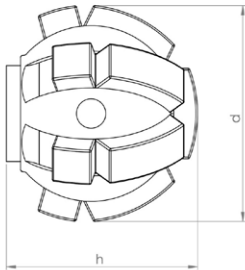
Field of Application

- Preparatory milling of laterals
- Removal of intruding laterals
- Removal of intruding obstacles

Article-No.	d inch	h inch	Segments	Weight pounds
20020 P M14H7	2.0	1.8	19	0.66



Ball milling cutter



Materials to be processed

- Reinforced Concrete
- Concrete
- Deposits / Fouling
- Cast Iron
- Vitrified Clay

Field of Application

- Preparatory milling of laterals
- Removal of intruding laterals
- Removal of intruding obstacles

Article-No.	d inch	h inch	Segments	Weight pounds
20021 P M14H7	1.6	1.5	13	0.44


**N•TEC II®** Mushroom-head milling cutter

**Materials to be processed**

- Reinforced Concrete
- Concrete
- Deposits / Fouling
- Cast Iron
- Vitrified Clay

**Field of Application**

- Removal of intruding laterals
- Surface grinding and milling
- Milling of offset socket transitions

Article-No.	Pipe Ø inch	d inch	h inch	Segments	Weight pounds
20031 M14H7	8 - 12	2.8	1.2	15	0.77
20032 M14H7	12 - 18	2.8	1.2	15	0.77
20033 M14H7	18 - 24	2.8	1.2	15	0.77

Note: Milling tools in other segment hardnesses are available on request.

**N•TEC II®** Mushroom-head milling cutter

**Materials to be processed**

- Reinforced Concrete
- Concrete
- Deposits / Fouling
- Cast Iron
- Vitrified Clay

**Field of Application**

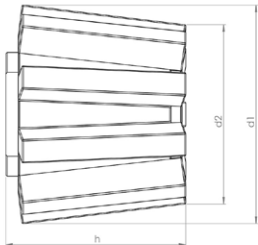
- Removal of intruding laterals
- Surface grinding and milling
- Milling of offset socket transitions

Article-No.	Pipe Ø inch	d inch	h inch	Segments	Weight pounds
20006 M14H7	8 - 12	2.8	1.2	10	0.66
20007 M14H7	12 - 18	2.8	1.2	10	0.66
20008 M14H7	18 - 24	2.8	1.2	10	0.66

Note: Milling tools in other segment hardnesses are available on request.



**N•TEC II®** Tapered milling cutter



**Materials to be processed**

- Reinforced Concrete
- Concrete
- Cast Iron
- Vitrified Clay

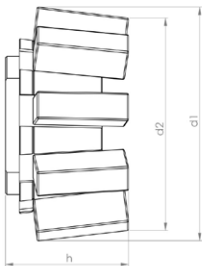
**Field of Application**

- Preparatory milling of laterals
- Removal of intruding laterals

Article-No.	d1 inch	d2 inch	h inch	Segments	Weight pounds
20004 M14H7	2.0	1.7	1.6	9	0.66

Note: Milling tools in other segment hardnesses are available on request.

**N•TEC II®** Tapered milling cutter



**Materials to be processed**

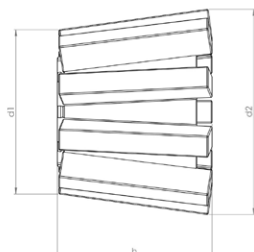

- Reinforced Concrete
- Concrete
- Cast Iron
- Vitrified Clay

**Field of Application**

- Preparatory milling of laterals
- Removal of intruding laterals

Article-No.	d1 inch	d2 inch	h inch	Segments	Weight pounds
20001 M14H7	2.0	1.8	1.0	9	0.44

Note: Milling tools in other segment hardnesses are available on request.


**N•TEC II® V-shape milling cutter**

**Materials to be processed**

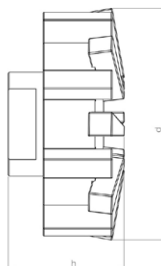
- Reinforced Concrete
- Concrete
- Cast Iron
- Vitrified Clay

**Field of Application**

- Preparatory milling of laterals
- Removal of intruding laterals

Article-No.	d1 inch	d2 inch	h inch	Segments	Weight pounds
20039 M14H7	1.7	2.0	1.6	9	0.66

Note: Milling tools in other segment hardnesses are available on request.

**N•TEC II® Inlet milling cutter**

**Materials to be processed**

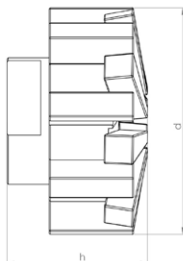
- Reinforced Concrete
- Concrete
- Cast Iron
- Vitrified Clay

**Field of Application**

- Preparatory milling of laterals
- Removal of intruding laterals

Article-No.	d inch	h inch	Segments	Weight pounds
20015 M14H7	2.7	1.3	16	0.88

Note: Milling tools in other segment hardnesses are available on request.


**N•TEC II®** Inlet milling cutter

**Materials to be processed**

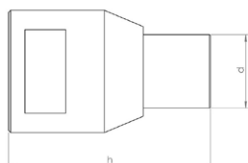
- Reinforced Concrete
- Concrete
- Cast Iron
- Vitrified Clay

**Field of Application**

- Preparatory milling of laterals
- Removal of intruding laterals

Article-No.	d inch	h inch	Segments	Weight pounds
20047 M14H7	2.2	1.4	16	0.66

Note: Milling tools in other segment hardnesses are available on request.

**N•TEC II®** Slot milling cutter

**Materials to be processed**

- Reinforced Concrete
- Concrete
- Cast Iron
- Vitrified Clay

**Field of Application**


- Preparatory milling of cracks and sockets

Article-No.	d inch	h inch	Segments	Weight pounds
20009 M14H7	0.7	2.0	1	0.22





**N•TEC II®** Disk milling cutter



**Materials to be processed**


- Reinforced Concrete
- Concrete
- Vitrified Clay

**Field of Application**

- Milling of circumferential slots on laterals

Article-No.	d inch	h inch	Segments	Weight pounds
20041 M14H7	3.3	1.1	6	0.66

**N•TEC II®** Disk milling cutter



**Materials to be processed**

- Reinforced Concrete
- Concrete
- Vitrified Clay


**Field of Application**

- Milling of circumferential slots on laterals

Article-No.	d inch	h inch	Segments	Weight pounds
20042 M14H7	4.3	1.1	9	0.99



**N•TEC II®** Ball milling cutter



**Materials to be processed**

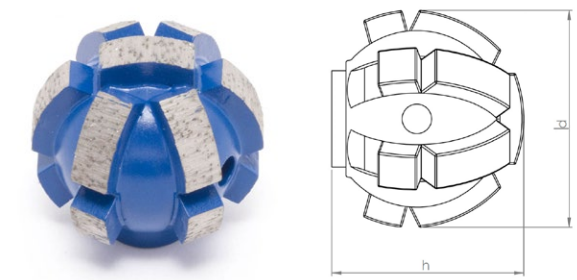
- Reinforced Concrete
- Concrete
- Deposits / Fouling
- Cast Iron
- Vitrified Clay

**Field of Application**

- Preparatory milling of laterals
- Removal of intruding laterals
- Removal of intruding obstacles

Article-No.	d inch	h inch	Segments	Weight pounds
20020 M14H7	2.0	1.8	19	0.66

**N•TEC II®** Ball milling cutter



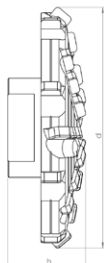
**Materials to be processed**

- Reinforced Concrete
- Concrete
- Deposits / Fouling
- Cast Iron
- Vitrified Clay

**Field of Application**

- Preparatory milling of laterals
- Removal of intruding laterals
- Removal of intruding obstacles

Article-No.	d inch	h inch	Segments	Weight pounds
20021 M14H7	1.6	1.5	13	0.44


**BLACK-LINE** Mushroom-head milling cutter

**Materials to be processed**

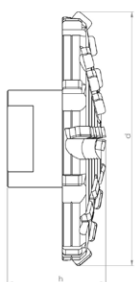
- Concrete
- Deposits / Fouling
- UV CIPP
- Roots
- PVC
- Vitrified Clay
- Felt CIPP

**Note: Use on steel-reinforced concrete will destroy the cutting elements!**

**Field of Application**

- Surface milling
- Removal of intruding obstacles
- Milling of offset socket transitions

Article-No.	Pipe Ø inch	d inch	h inch	Segments	Weight pounds
BL 11426 M14H7	8 - 18	2.5	1.0	28	0.44
BL 11401 M14H7	12 - 24	3.0	1.1	32	0.55

**BLACK-LINE** Mushroom-head milling cutter center cutting

**Materials to be processed**

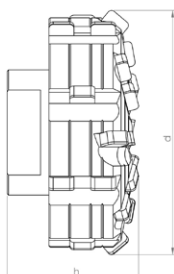
- Concrete
- Deposits / Fouling
- UV CIPP
- Roots
- PVC
- Vitrified Clay
- Felt CIPP

**Note: Use on steel-reinforced concrete will destroy the cutting elements!**

**Field of Application**

- Frontal milling
- Surface milling
- Removal of intruding obstacles
- Milling of offset socket transitions

Article-No.	Pipe Ø inch	d inch	h inch	Segments	Weight pounds
BL 11427 M14H7	8 - 18	2.6	1.1	30	0.44
BL 11402 M14H7	12 - 24	3.0	1.3	34	0.66


**BLACK-LINE** Inlet milling cutter

**Materials to be processed**

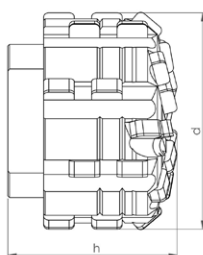
- Concrete
- Deposits / Fouling
- UV CIPP
- Roots
- PVC
- Vitrified Clay
- Felt CIPP

**Note: Use on steel-reinforced concrete will destroy the cutting elements!**

**Field of Application**

- Opening of laterals and inlet lines
- Preparatory milling of laterals
- Removal of intruding laterals
- Removal of intruding obstacles

Article-No.	d inch	h inch	Segments	Weight pounds
BL 11409 M14H7	2.2	1.2	28	0.77

**BLACK-LINE** Inlet milling cutter

**Materials to be processed**

- Concrete
- Deposits / Fouling
- UV CIPP
- Roots
- PVC
- Vitrified Clay
- Felt CIPP

**Note: Use on steel-reinforced concrete will destroy the cutting elements!**

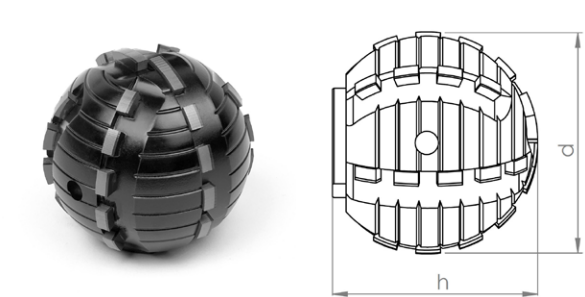
**Field of Application**

- Opening of laterals and inlet lines
- Preparatory milling of laterals
- Removal of intruding laterals
- Removal of intruding obstacles

Article-No.	d inch	h inch	Segments	Weight pounds
BL 11451 M14H7	1.8	1.3	32	0.44



**BLACK•LINE** Ball milling cutter



**Materials to be processed**

- UV CIPP
- PVC
- Roots
- Felt CIPP

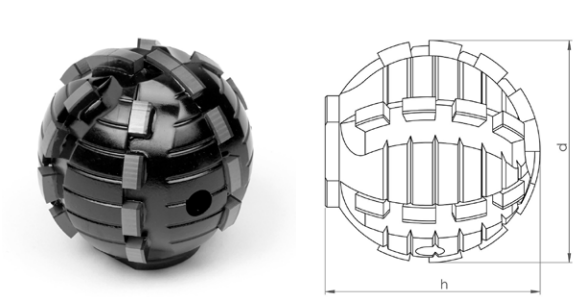
**Note: Only suitable for processing CIPP liners and PVC and for cutting roots!**

**Field of Application**

- Opening of laterals and inlet lines
- Removal of intruding obstacles

Article-No.	d inch	h inch	Segments	Weight pounds
BL 11410 M14H7	2.0	1.8	30	0.88

**BLACK•LINE** Ball milling cutter



**Materials to be processed**

- UV CIPP
- PVC
- Roots
- Felt CIPP

**Note: Only suitable for processing CIPP liners and PVC and for cutting roots!**

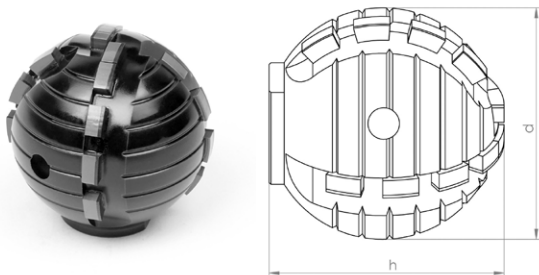
**Field of Application**

- Opening of laterals and inlet lines
- Removal of intruding obstacles

Article-No.	d inch	h inch	Segments	Weight pounds
BL 11446 M14H7	1.6	1.7	26	0.55



**BLACK-LINE** Ball milling cutter



**Materials to be processed**

- UV CIPP
- PVC
- Roots
- Felt CIPP

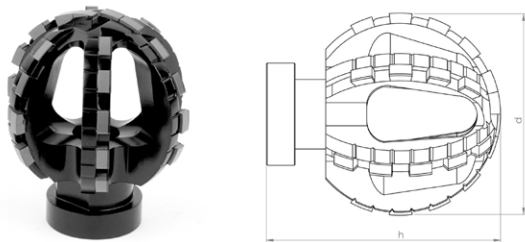
**Note: Only suitable for processing CIPP liners and PVC and for cutting roots!**

**Field of Application**

- Opening of laterals and inlet lines
- Removal of intruding obstacles

Article-No.	d inch	h inch	Segments	Weight pounds
BL 11414 M14H7	1.6	1.7	18	0.55

**BLACK-LINE** Ball milling cutter Type ProView®



**Materials to be processed**

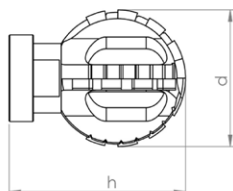
- UV CIPP
- PVC
- Roots
- Felt CIPP

**Note: Only suitable for processing CIPP liners and PVC and for cutting roots!**

**Field of Application**

- Opening of laterals and inlet lines
- Removal of intruding obstacles

Article-No.	d inch	h inch	Segments	Weight pounds
BL 11116 M14H7	2.0	2.2	30	0.44


**BLACK-LINE** Ball milling cutter Type ProView®

**Materials to be processed**

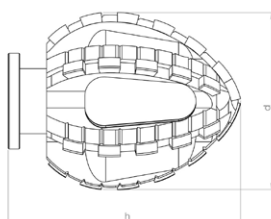
- UV CIPP
- PVC
- Roots
- Felt CIPP

**Note: Only suitable for processing CIPP liners and PVC and for cutting roots!**

**Field of Application**

- Opening of laterals and inlet lines
- Removal of intruding obstacles

Article-No.	d inch	h inch	Segments	Weight pounds
BL 11117 M14H7	1.6	2.0	18	0.33

**BLACK-LINE** Double-cone milling cutter Type ProView®

**Materials to be processed**

- UV CIPP
- PVC
- Roots
- Felt CIPP

**Note: Only suitable for processing CIPP liners and PVC and for cutting roots!**

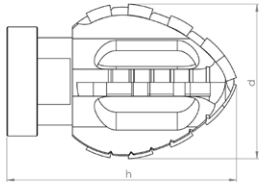
**Field of Application**

- Opening of laterals and inlet lines
- Removal of intruding obstacles

Article-No.	d inch	h inch	Segments	Weight pounds
BL 11113 M14H7	1.8	2.4	34	0.35



**BLACK•LINE** Double-cone milling cutter Type ProView®



Materials to be processed

- UV CIPP
- PVC
- Roots
- Felt CIPP

**Note: Only suitable for processing CIPP liners and PVC and for cutting roots!**

Field of Application

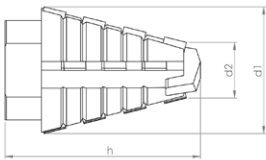
- Opening of laterals and inlet lines
- Removal of intruding obstacles

Article-No.	d inch	h inch	Segments	Weight pounds
BL 11118 M14H7	1.4	2.1	16	0.33





linerCUT Pro® Tapered milling cutter with tungsten carbide tip



Materials to be processed

- UV CIPP
- Felt CIPP
- PVC

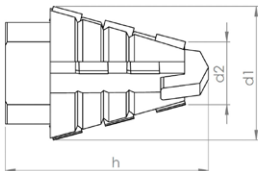
Note: Only suitable for processing CIPP liners and PVC!

Field of Application

- Opening of laterals and inlet lines

Article-No.	d1 inch	d2 inch	h inch	Segments	Weight pounds
BL 11437 M14H7	1.1	0.7	1.8	14	0.17

linerCUT Pro® Tapered milling cutter with tungsten carbide tip



Materials to be processed

- UV CIPP
- Felt CIPP
- PVC

Note: Only suitable for processing CIPP liners and PVC!

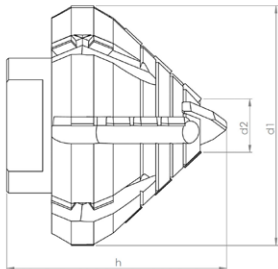
Field of Application

- Opening of laterals and inlet lines

Article-No.	d1 inch	d2 inch	h inch	Segments	Weight pounds
BL 11438 M14H7	1.2	0.7	1.4	10	0.13



linerCUT Pro® Taper/cylinder milling cutter with tungsten carbide tip



Materials to be processed

- UV CIPP
- Felt CIPP
- PVC

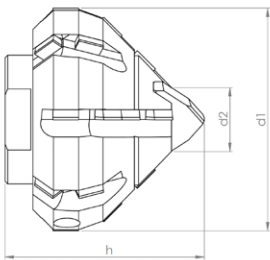
Note: Only suitable for processing CIPP liners and PVC!

Field of Application

- Opening of laterals and inlet lines

Article-No.	d1 inch	d2 inch	h inch	Segments	Weight pounds
BL 11441 M14H7	2.2	0.8	1.8	24	0.66

linerCUT Pro® Taper/cylinder milling cutter with tungsten carbide tip



Materials to be processed

- UV CIPP
- Felt CIPP
- PVC

Note: Only suitable for processing CIPP liners and PVC!

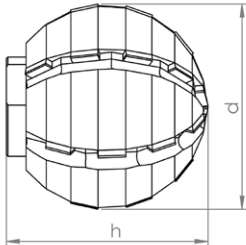
Field of Application

- Opening of laterals and inlet lines

Article-No.	d1 inch	d2 inch	h inch	Segments	Weight pounds
BL 11439 M14H7	1.8	0.8	1.6	22	0.44



linerCUT Pro® Ball milling cutter



Materials to be processed

- UV CIPP
- Felt CIPP
- PVC

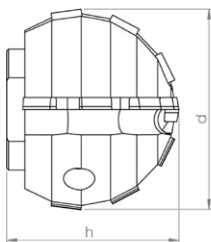
**Note:** Only suitable for processing CIPP liners and PVC!

Field of Application

- Opening of laterals and inlet lines

Article-No.	d inch	h inch	Segments	Weight pounds
BL 11444 M14H7	2.0	2.2	24	1.1

linerCUT Pro® Ball milling cutter



Materials to be processed

- UV CIPP
- Felt CIPP
- PVC

**Note:** Only suitable for processing CIPP liners and PVC!

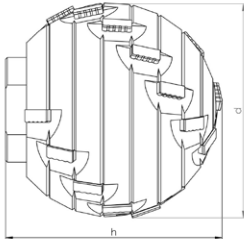
Field of Application

- Opening of laterals and inlet lines

Article-No.	d inch	h inch	Segments	Weight pounds
BL 11443 M14H7	1.6	1.4	12	0.44



linerCUT Pro® 2.0 Ball milling cutter



Materials to be processed

- UV CIPP
- Felt CIPP
- PVC

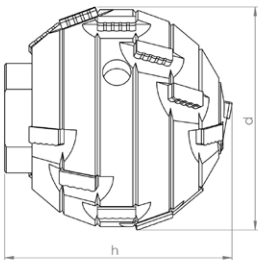
Note: Only suitable for processing CIPP liners and PVC!

Field of Application

- Opening of laterals and inlet lines

Article-No.	d inch	h inch	Segments	Weight pounds
BL 11449 M14H7	2.0	2.0	22	1.1

linerCUT Pro® 2.0 Ball milling cutter



Materials to be processed

- UV CIPP
- Felt CIPP
- PVC

Note: Only suitable for processing CIPP liners and PVC!

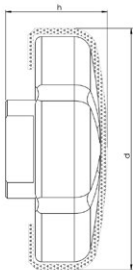
Field of Application

- Opening of laterals and inlet lines

Article-No.	d inch	h inch	Segments	Weight pounds
BL 11448 M14H7	1.6	1.6	18	0.55



**D•GRIT** Inlet milling cutter



**Materials to be processed**

- UV CIPP
- Felt CIPP
- PVC

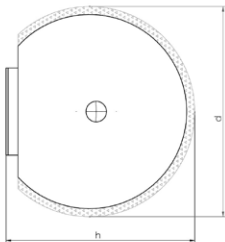
**Note:** Only suitable for processing CIPP liners and PVC!

**Field of Application**

- Opening of laterals and inlet lines
- CIPP liner finishing

Article-No.	d inch	h inch	Grit	Weight pounds
70011 M14H7	2.8	1.2	Diamond	1.1

**D•GRIT** Ball milling cutter



**Materials to be processed**

- UV CIPP
- Felt CIPP
- PVC

**Note:** Only suitable for processing CIPP liners and PVC!

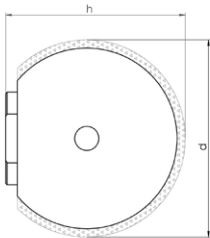
**Field of Application**

- Opening of laterals and inlet lines
- CIPP liner finishing

Article-No.	d inch	h inch	Grit	Weight pounds
70002 M14H7	2.0	1.9	Diamond	0.99



**D•GRIT** Ball milling cutter



Materials to be processed

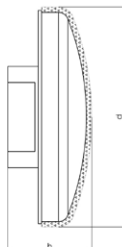
- UV CIPP
- Felt CIPP
- PVC

**Note: Only suitable for processing CIPP liners and PVC!**

Field of Application

- Opening of laterals and inlet lines
- CIPP liner finishing

Article-No.	d inch	h inch	Grit	Weight pounds
70001 M14H7	1.6	1.5	Diamond	0.55

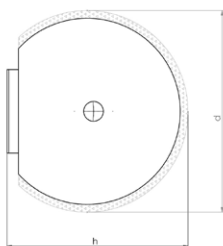
**HM•LINE** Mushroom-head milling cutter**Materials to be processed**

- UV CIPP
- PVC
- Roots
- Felt CIPP

**Field of Application**

- Removal of intruding obstacles
- CIPP liner finishing

Article-No.	d inch	h inch	Grit	Weight pounds
50003 M14H7	2.6	1.2	Carbide	0.66

**HM•LINE** Ball milling cutter**Materials to be processed**

- UV CIPP
- PVC
- Roots
- Felt CIPP

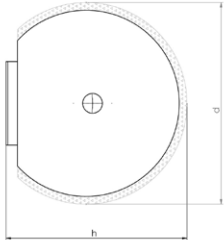
**Field of Application**

- Opening of laterals and inlet lines
- Removal of intruding obstacles
- CIPP liner finishing

Article-No.	d inch	h inch	Grit	Weight pounds
50001 M14H7	2.0	2.0	Carbide	1.32



**HM•LINE** Ball milling cutter



**Materials to be processed**

- UV CIPP
- PVC
- Roots
- Felt CIPP

**Field of Application**

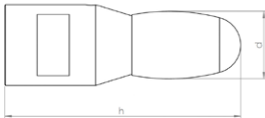
- Opening of laterals and inlet lines
- Removal of intruding obstacles
- CIPP liner finishing

Article-No.	d inch	h inch	Grit	Weight pounds
50002 M14H7	1.6	1.7	Carbide	0.66





VHM•LINE oval shaped



Materials to be processed

- Cast Iron
- Steel

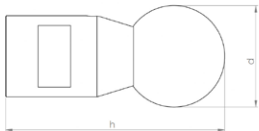
Note: Use on concrete or vitrified clay will destroy the cutting elements!

Field of Application

- Removal of intruding obstacles

Article-No.	d inch	h inch	Segments	Weight pounds
60007 M14H7	0.6	2.4	1	0.33

VHM•LINE ball shaped



Materials to be processed

- Cast Iron
- Steel

Note: Use on concrete or vitrified clay will destroy the cutting elements!


Field of Application

- Removal of intruding obstacles

Article-No.	d inch	h inch	Segments	Weight pounds
60008 M14H7	1.0	2.4	1	0.33



### Extension 30 mm



#### Description


CNC fabricated tool extension for increased working radius of robot arm.

#### Specification

Stainless steel

Article-No.	d inch	h inch	Weight pounds
90120 M14H7	1.2	1.2	0.33

### Extension 40 mm



#### Description

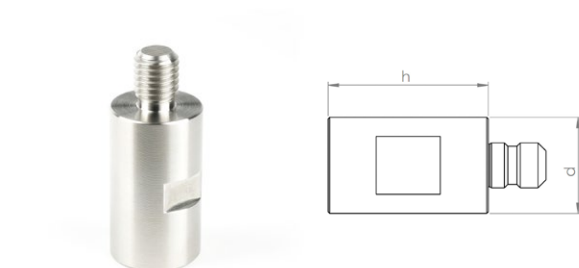
CNC fabricated tool extension for increased working radius of robot arm.

#### Specification

Stainless steel

Article-No.	d inch	h inch	Weight pounds
90121 M14H7	1.2	1.6	0.44

### Extension 50 mm



#### Description

CNC fabricated tool extension for increased working radius of robot arm.

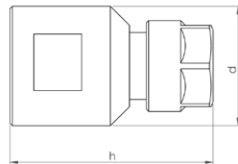
#### Specification

Stainless steel

Article-No.	d inch	h inch	Weight pounds
90122 M14H7	1.2	2.0	0.55



### Adapter for mounting commercially available shank tools Ø 1/4"



#### Description

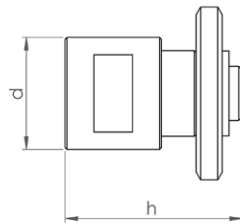
CNC fabricated collet chuck adapter for mounting commercially available shank tools.  
e.g. burrs, brushes, flap grinders etc...  
Mounting: Shank Ø 1/4"

#### Specification

Stainless steel

Article-No.	d inch	h inch	Weight pounds
90171 M14H7	1.2	1.6	0.22

### Adapter for mounting of 3 cutting discs



#### Description

CNC fabricated adapter for mounting of 3 cutting discs.

Mounting shaft Ø 22,2 mm

includes 3 cutting discs and locking disc

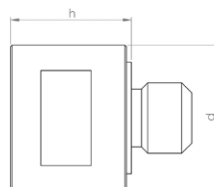
**NOTE:** This adapter cannot be used to mount a single cutting disc!

#### Specification

Stainless steel

Article-No.	d inch	h inch	Weight pounds
90168 M14H7	1.2	1.8	0.44

### Adapter for mounting of brushes and cutting discs



#### Description

CNC fabricated adapter for mounting of brushes and cutting discs.

Thread: M14 (14 mm O.D.)

Centering ring for cutting disc: Ø 22,2 mm

**NOTE:** When mounting wheel brushes or cutting discs, a locking disc is also required!

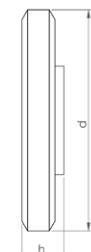
#### Specification

Stainless steel

Article-No.	d inch	h inch	Weight pounds
90112 M14H7	1.2	1.0	0.24



## Locking disc for mounting of wheel brushes and cutting discs



### Description

Thread: M14 (14 mm O.D.)

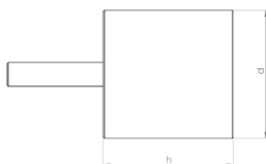
**NOTE:** Wheel brushes and cutting discs must be mounted using matching adapters!

### Specification

Steel, burnished

Article-No.	d inch	h inch	Weight pounds
SP 90110	1.8	0.3	0.15

## Mounted point-cylindrical



### Description

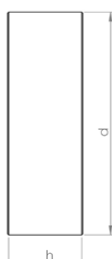
Corundum mounted point, for working on steel and cast iron.  
**NOTE:** Only useable with adapter!

### Specification

Corundum

Article-No.	d inch	h inch	Weight pounds
81002	1.3	1.3	0.17

## Cup wheel Ø 80 mm



### Description

Corundum cup wheel, for working on steel and cast iron.  
Mounting hole Ø 22,2 mm

**NOTE:** May be used only with matching adapter and locking disc!

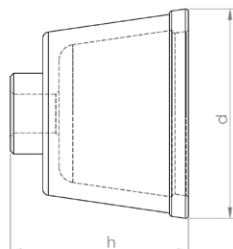
### Specification

Corundum

Article-No.	d inch	h inch	Weight pounds
81003	3.1	1.1	0.44



## Cup brush Ø 65 mm



## Description

Premium rotary wire brush for finishing work on CIPP liners and PVC.

Mounting hole M14 (14 mm thread O.D.)

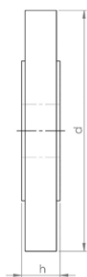
**NOTE:** May be used only with matching adapter!

## Specification

Wire thickness: Ø 0,8 mm

Article-No.	d inch	h inch	Weight pounds
80020	2.6	2.0	0.55

## Wheel brush Ø 100 mm



## Description

Premium rotary wire brush for finishing work on CIPP liners and PVC.

Mounting hole Ø 22,2 mm

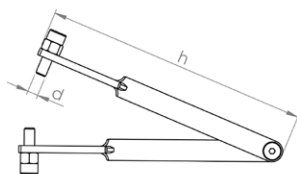
**NOTE:** May be used only with matching adapter and locking disc!

## Specification

Wire thickness: Ø 0,5 mm

Article-No.	d inch	h inch	Weight pounds
80018	3.9	0.6	0.44

## Pin-tipped tongs for safe tool changeover



## Description








The tongs are fitted with pin (with adjustable gripping depth) which are inserted into the gripping holes of the milling tools, permitting safe changeover without risking damage to the tooling.

## Specification

Steel

Article-No.	d inch	h inch	Weight pounds
92002	0.2	5.9	0.27



	<p><b>Premium Diamond Tools for High-Performance Material Removal and Long Service Life</b></p> <p><b>Materials to be processed</b></p> <ul style="list-style-type: none"> <li>Reinforced Concrete</li> <li>Concrete</li> <li>Deposits / Fouling</li> <li>Concrete</li> <li>Cast Iron</li> <li>Vitrified Clay</li> </ul> <p>Page 188</p>
	<p><b>High-Tech Milling Tools made of PCD with Unbeatable Cutting and Stock Removal Performance for Almost Every Material</b></p> <p><b>Materials to be processed</b></p> <ul style="list-style-type: none"> <li>Concrete</li> <li>UV CIPP</li> <li>PVC</li> <li>Felt CIPP</li> <li>Deposits / Fouling</li> <li>Roots</li> <li>Vitrified Clay</li> </ul> <p>Page 190</p>
	<p><b>Absolutely Smooth-Running and Precise PCD Cutting Tools for Opening CIPP - Optimized for UV CIPP -</b></p> <p><b>Materials to be processed</b></p> <ul style="list-style-type: none"> <li>UV CIPP</li> <li>PVC</li> <li>Felt CIPP</li> </ul> <p>Page 192</p>
	<p><b>Absolutely Smooth-Running and Precise PCD Cutting Tools for Opening CIPP - All Kinds of CIPP and PVC -</b></p> <p><b>Materials to be processed</b></p> <ul style="list-style-type: none"> <li>UV CIPP</li> <li>PVC</li> <li>Felt CIPP</li> </ul> <p>Page 193</p>
	<p><b>Milling Tools with Diamond Granules for Opening CIPP - Optimal for UV CIPP and Lined Cast Iron Pipes -</b></p> <p><b>Materials to be processed</b></p> <ul style="list-style-type: none"> <li>UV CIPP</li> <li>PVC</li> <li>Felt CIPP</li> </ul> <p>Page 194</p>
	<p><b>Cost-Efficient Milling Tools with Carbide Granulate Tipping for Opening and Reworking CIPP</b></p> <p><b>Materials to be processed</b></p> <ul style="list-style-type: none"> <li>UV CIPP</li> <li>Roots</li> <li>PVC</li> <li>Felt CIPP</li> </ul> <p>Page 195</p>
	<p><b>Special Milling Tools for Processing Steel and Cast Iron</b></p> <p><b>Materials to be processed</b></p> <ul style="list-style-type: none"> <li>Cast Iron</li> <li>Steel</li> </ul> <p>Page 196</p>



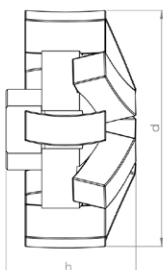
## Functional Accessories

High-quality brushes, adapters, extensions, etc.

Page 197



### Mushroom-head milling cutter machined for minimum runout



#### Materials to be processed

- Reinforced Concrete
- Concrete
- Deposits / Fouling
- Cast Iron
- Vitrified Clay

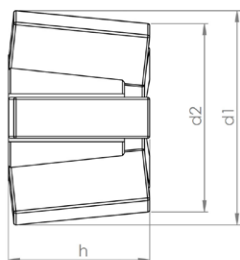

#### Field of Application

- Removal of intruding laterals
- Surface grinding and milling
- Milling of offset socket transitions

Article-No.	d inch	h inch	Segments	Weight pounds
20011 P M10x0.75	1.8	1.0	10	0.22



### Tapered milling cutter machined for minimum runout



#### Materials to be processed

- Reinforced Concrete
- Concrete
- Deposits / Fouling
- Cast Iron
- Vitrified Clay

#### Field of Application

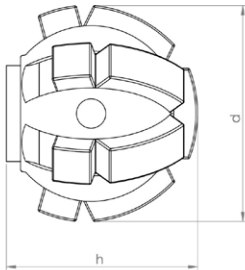
- Preparatory milling of laterals
- Removal of intruding laterals

Article-No.	d1 inch	d2 inch	h inch	Segments	Weight pounds
20010 P M10x0.75	1.2	1.1	0.8	5	0.13





Ball milling cutter



Materials to be processed

- Reinforced Concrete
- Concrete
- Deposits / Fouling
- Cast Iron
- Vitrified Clay

Field of Application

- Preparatory milling of laterals
- Removal of intruding laterals
- Removal of intruding obstacles

Article-No.	d inch	h inch	Segments	Weight pounds
20021 P M10x0.75	1.6	1.5	13	0.44


**BLACK-LINE** Mushroom-head milling cutter

**Materials to be processed**

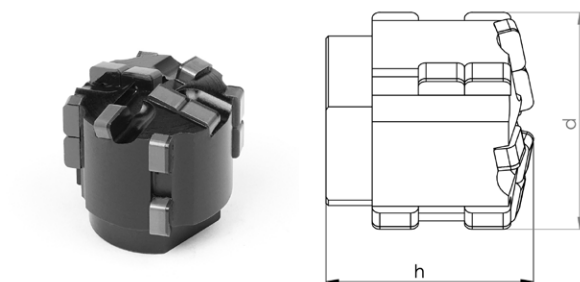
- Concrete
- Deposits / Fouling
- UV CIPP
- Roots
- PVC
- Vitrified Clay
- Felt CIPP

**Note: Use on steel-reinforced concrete will destroy the cutting elements!**

**Field of Application**

- Surface milling
- Removal of intruding obstacles
- Milling of offset socket transitions

Article-No.	d inch	h inch	Segments	Weight pounds
BL 11411 M10x0.75	1.8	0.8	10	0.15

**BLACK-LINE** Cylinder milling cutter

**Materials to be processed**

- Concrete
- Deposits / Fouling
- UV CIPP
- Roots
- PVC
- Vitrified Clay
- Felt CIPP

**Note: Use on steel-reinforced concrete will destroy the cutting elements!**

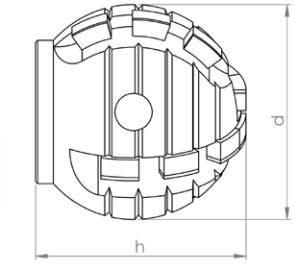
**Field of Application**

- Opening of laterals and inlet lines
- Preparatory milling of laterals
- Removal of intruding laterals
- Removal of intruding obstacles

Article-No.	d inch	h inch	Segments	Weight pounds
BL 11464 M10x0.75	1.2	0.9	14	0.22



**BLACK-LINE** Ball milling cutter



Materials to be processed

- UV CIPP
- PVC
- Roots
- Felt CIPP

**Note:** Use on steel-reinforced concrete will destroy the cutting elements!

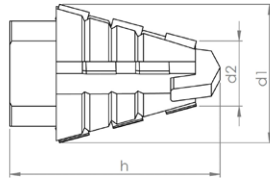
Field of Application

- Opening of laterals and inlet lines
- Removal of intruding obstacles

Article-No.	d inch	h inch	Segments	Weight pounds
BL 11408 M10x0.75	1.2	1.3	14	0.22



## linerCUT Pro® Tapered milling cutter with tungsten carbide tip



### Materials to be processed

- UV CIPP
- Felt CIPP
- PVC

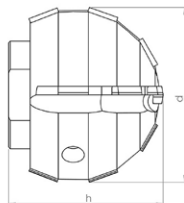
**Note: Only suitable for processing CIPP liners and PVC!**

### Field of Application

- Opening of laterals and inlet lines

Article-No.	d1 inch	d2 inch	h inch	Segments	Weight pounds
BL 11440 M10x0.75	0.9	0.6	1.4	10	0.08

## linerCUT Pro® Ball milling cutter



### Materials to be processed

- UV CIPP
- Felt CIPP
- PVC

**Note: Only suitable for processing CIPP liners and PVC!**

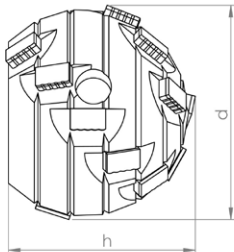
### Field of Application

- Opening of laterals and inlet lines

Article-No.	d inch	h inch	Segments	Weight pounds
BL 11442 M10x0.75	1.2	1.1	14	0.22



linerCUT Pro® 2.0 Ball milling cutter



Materials to be processed

- UV CIPP
- Felt CIPP
- PVC

**Note: Only suitable for processing CIPP liners and PVC!**


Field of Application

- Opening of laterals and inlet lines

Article-No.	d inch	h inch	Segments	Weight pounds
BL 11447 M10x0.75	1.2	1.0	16	0.22



**D•GRIT**    Ball milling cutter



Materials to be processed

- UV CIPP
- Felt CIPP
- PVC

**Note: Only suitable for processing CIPP liners and PVC!**

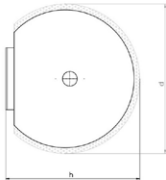
Field of Application

- Opening of laterals and inlet lines
- CIPP liner finishing

Article-No.	d inch	h inch	Grit	Weight pounds
70003 M10x0.75	1.2	1.2	Diamond	0.33



**HM•LINE** Ball milling cutter



**Materials to be processed**

- UV CIPP
- PVC
- Roots
- Felt CIPP

**Field of Application**

- Opening of laterals and inlet lines
- Removal of intruding obstacles
- CIPP liner finishing

Article-No.	d inch	h inch	Grit	Weight pounds
50005 M10x0.75	1.2	1.3	Carbide	0.33

**HM•LINE** Half-ball milling cutter



**Materials to be processed**

- UV CIPP
- PVC
- Roots
- Felt CIPP

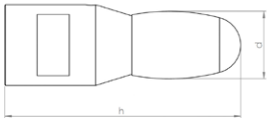
**Field of Application**

- Opening of laterals and inlet lines
- Removal of intruding obstacles
- CIPP liner finishing

Article-No.	d inch	h inch	Grit	Weight pounds
50004 M10x0.75	1.6	1.2	Carbide	0.33



VHM•LINE oval shaped



Materials to be processed

- Cast Iron
- Steel

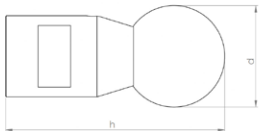
Note: Use on concrete or vitrified clay will destroy the cutting elements!

Field of Application

- Removal of intruding obstacles

Article-No.	d inch	h inch	Segments	Weight pounds
60001 M10x0.75	0.6	2.2	1	0.33

VHM•LINE ball shaped



Materials to be processed

- Cast Iron
- Steel

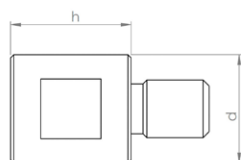
Note: Use on concrete or vitrified clay will destroy the cutting elements!

Field of Application

- Removal of intruding obstacles

Article-No.	d inch	h inch	Segments	Weight pounds
60002 M10x0.75	1.0	2.2	1	0.33



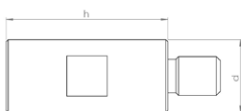
**Extension 20 mm****Description**

CNC fabricated tool extension for increased working radius of robot arm.

**Specification**

Stainless steel

Article-No.	d inch	h inch	Weight pounds
90179 M10x0.75	0.7	0.8	0.13

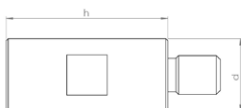
**Extension 30 mm****Description**

CNC fabricated tool extension for increased working radius of robot arm.

**Specification**

Stainless steel

Article-No.	d inch	h inch	Weight pounds
90180 M10x0.75	0.7	1.2	0.13

**Extension 40 mm****Description**

CNC fabricated tool extension for increased working radius of robot arm.

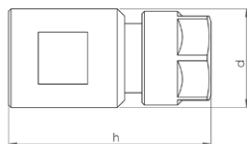
**Specification**

Stainless steel

Article-No.	d inch	h inch	Weight pounds
90181 M10x0.75	0.7	1.6	0.15



### Adapter for mounting commercially available shank tools Ø 1/4"



#### Description

CNC fabricated collet chuck adapter for mounting commercially available shank tools.

e.g. burrs, brushes, flap grinders etc...

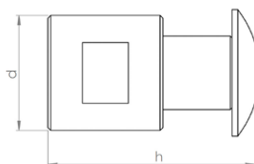
Mounting: Shank Ø 1/4"

#### Specification

Stainless steel

Article-No.	d inch	h inch	Weight pounds
90172 M10x0.75	0.8	1.6	0.15

### Adapter for mounting of 2 wheel brushes



#### Description

CNC fabricated adapter for mounting of 2 wheel brushes.

Mounting shaft Ø 12,7 mm

includes locking screw and cupped washer

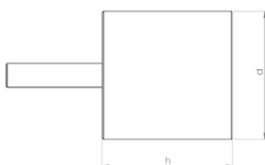
**NOTE:** This adapter cannot be used to mount a single brush!

#### Specification

Stainless steel

Article-No.	d inch	h inch	Weight pounds
90141 M10x0.75	0.8	1.3	0.11

### Mounted point-cylindrical



#### Description

Corundum mounted point, for working on steel and cast iron.

NOTE: Only useable with adapter!

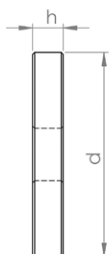
#### Specification

Corundum

Article-No.	d inch	h inch	Weight pounds
81002	1.3	1.3	0.17



### Wheel brush Ø 45 mm



#### Description

Premium rotary wire brushes for finishing work on CIPP liners and PVC.

Mounting hole Ø 12,7 mm

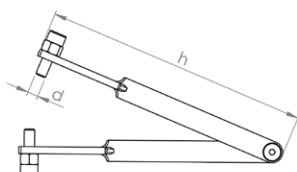
**NOTE:** May be used only with matching adapter! Packing unit: 2 pieces

#### Specification

Wire thickness: Ø 0,3 mm

Article-No.	d inch	h inch	Weight pounds
80025	1.8	0.3	0.11

### Pin-tipped tongs for safe tool changeover



#### Description

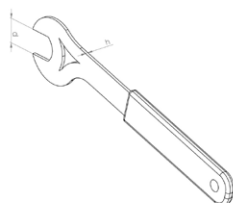
The tongs are fitted with pin (with adjustable gripping depth) which are inserted into the gripping holes of the milling tools, permitting safe changeover without risking damage to the tooling.

#### Specification

Steel

Article-No.	d inch	h inch	Weight pounds
92002	0.2	5.9	0.27

### Open-end wrench 17 mm



#### Description








The flat design of the wrench is particularly well suited for milling tools with low base height.


#### Specification

Steel

Article-No.	d inch	h inch	Weight pounds
92001 SW17	0.7	0.1	0.17



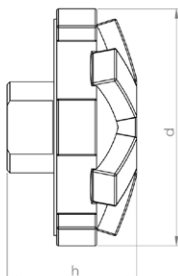
<p><b>N•TEC II®</b></p> 	<p>Field-Proven Standard Diamond Tools with Outstanding Value for Purchase Investment</p> <p><b>Materials to be processed</b></p> <ul style="list-style-type: none"> <li>Reinforced Concrete</li> <li>Concrete</li> <li>Deposits / Fouling</li> <li>Concrete</li> <li>Cast Iron</li> <li>Vitrified Clay</li> </ul> <p>Page 202</p>
<p><b>BLACK•LINE</b></p> 	<p>High-Tech Milling Tools made of PCD with Unbeatable Cutting and Stock Removal Performance for Almost Every Material</p> <p><b>Materials to be processed</b></p> <ul style="list-style-type: none"> <li>Concrete</li> <li>UV CIPP</li> <li>PVC</li> <li>Felt CIPP</li> <li>Deposits / Fouling</li> <li>Roots</li> <li>Vitrified Clay</li> </ul> <p>Page 204</p>
<p><b>linerCUT Pro®</b></p> 	<p>Absolutely Smooth-Running and Precise PCD Cutting Tools for Opening CIPP - Optimized for UV CIPP -</p> <p><b>Materials to be processed</b></p> <ul style="list-style-type: none"> <li>UV CIPP</li> <li>PVC</li> <li>Felt CIPP</li> </ul> <p>Page 206</p>
<p><b>linerCUT Pro® 2.0</b></p> 	<p>Absolutely Smooth-Running and Precise PCD Cutting Tools for Opening CIPP - All Kinds of CIPP and PVC -</p> <p><b>Materials to be processed</b></p> <ul style="list-style-type: none"> <li>UV CIPP</li> <li>PVC</li> <li>Felt CIPP</li> </ul> <p>Page 207</p>
<p><b>D•GRIT</b></p> 	<p>Milling Tools with Diamond Granules for Opening CIPP - Optimal for UV CIPP and Lined Cast Iron Pipes -</p> <p><b>Materials to be processed</b></p> <ul style="list-style-type: none"> <li>UV CIPP</li> <li>PVC</li> <li>Felt CIPP</li> </ul> <p>Page 208</p>
<p><b>HM•LINE</b></p> 	<p>Cost-Efficient Milling Tools with Carbide Granulate Tipping for Opening and Reworking CIPP</p> <p><b>Materials to be processed</b></p> <ul style="list-style-type: none"> <li>UV CIPP</li> <li>Roots</li> <li>PVC</li> <li>Felt CIPP</li> </ul> <p>Page 209</p>
<p><b>VHM•LINE</b></p> 	<p>Special Milling Tools for Processing Steel and Cast Iron</p> <p><b>Materials to be processed</b></p> <ul style="list-style-type: none"> <li>Cast Iron</li> <li>Steel</li> </ul> <p>Page 210</p>



## Functional Accessories

High-quality brushes, adapters, extensions, etc.

Page 211

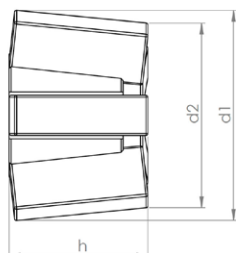

**N•TEC II®** Mushroom-head milling cutter

**Materials to be processed**

- Reinforced Concrete
- Concrete
- Deposits / Fouling
- Cast Iron
- Vitrified Clay

**Field of Application**

- Removal of intruding laterals
- Surface grinding and milling
- Milling of offset socket transitions

Article-No.	d inch	h inch	Segments	Weight pounds
20011 M10x0.75	1.8	0.9	10	0.22

**N•TEC II®** Tapered milling cutter

**Materials to be processed**

- Reinforced Concrete
- Concrete
- Cast Iron
- Vitrified Clay


**Field of Application**

- Preparatory milling of laterals
- Removal of intruding laterals

Article-No.	d1 inch	d2 inch	h inch	Segments	Weight pounds
20010 M10x0.75	1.2	1.1	0.8	5	0.13



**N•TEC II®** Ball milling cutter



**Materials to be processed**

- Reinforced Concrete
- Concrete
- Deposits / Fouling
- Cast Iron
- Vitrified Clay

**Field of Application**

- Preparatory milling of laterals
- Removal of intruding laterals
- Removal of intruding obstacles

Article-No.	d inch	h inch	Segments	Weight pounds
20021 M10x0.75	1.6	1.5	13	0.44


**BLACK-LINE** Mushroom-head milling cutter

**Materials to be processed**

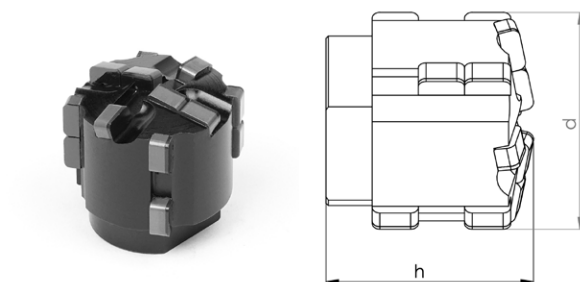
- Concrete
- Deposits / Fouling
- UV CIPP
- Roots
- PVC
- Vitrified Clay
- Felt CIPP

**Note: Use on steel-reinforced concrete will destroy the cutting elements!**

**Field of Application**

- Surface milling
- Removal of intruding obstacles
- Milling of offset socket transitions

Article-No.	d inch	h inch	Segments	Weight pounds
BL 11411 M10x0.75	1.8	0.8	10	0.15

**BLACK-LINE** Cylinder milling cutter

**Materials to be processed**

- Concrete
- Deposits / Fouling
- UV CIPP
- Roots
- PVC
- Vitrified Clay
- Felt CIPP

**Note: Use on steel-reinforced concrete will destroy the cutting elements!**

**Field of Application**

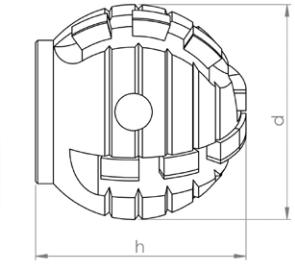
- Opening of laterals and inlet lines
- Preparatory milling of laterals
- Removal of intruding laterals
- Removal of intruding obstacles

Article-No.	d inch	h inch	Segments	Weight pounds
BL 11464 M10x0.75	1.2	0.9	14	0.22





**BLACK-LINE** Ball milling cutter



Materials to be processed

- UV CIPP
- PVC
- Roots
- Felt CIPP

**Note:** Use on steel-reinforced concrete will destroy the cutting elements!

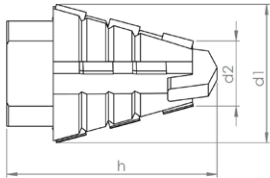
Field of Application

- Opening of laterals and inlet lines
- Removal of intruding obstacles

Article-No.	d inch	h inch	Segments	Weight pounds
BL 11408 M10x0.75	1.2	1.3	14	0.22



linerCUT Pro® Tapered milling cutter with tungsten carbide tip



Materials to be processed

- UV CIPP
- Felt CIPP
- PVC

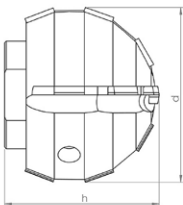
Note: Only suitable for processing CIPP liners and PVC!

Field of Application

- Opening of laterals and inlet lines

Article-No.	d1 inch	d2 inch	h inch	Segments	Weight pounds
BL 11440 M10x0.75	0.9	0.6	1.4	10	0.08

linerCUT Pro® Ball milling cutter



Materials to be processed

- UV CIPP
- Felt CIPP
- PVC

Note: Only suitable for processing CIPP liners and PVC!

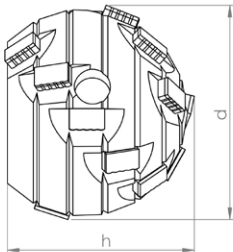
Field of Application

- Opening of laterals and inlet lines

Article-No.	d inch	h inch	Segments	Weight pounds
BL 11442 M10x0.75	1.2	1.1	14	0.22



linerCUT Pro® 2.0 Ball milling cutter



Materials to be processed

- UV CIPP
- Felt CIPP
- PVC

**Note: Only suitable for processing CIPP liners and PVC!**

Field of Application

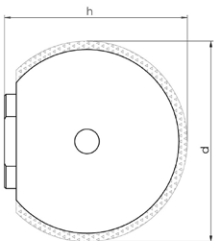
- Opening of laterals and inlet lines

Article-No.	d inch	h inch	Segments	Weight pounds
BL 11447 M10x0.75	1.2	1.0	16	0.22



D•GRIT

Ball milling cutter



Materials to be processed

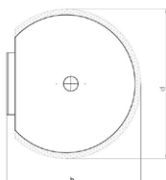
- UV CIPP
- Felt CIPP
- PVC

Note: Only suitable for processing CIPP liners and PVC!

Field of Application

- Opening of laterals and inlet lines
- CIPP liner finishing

Article-No.	d inch	h inch	Grit	Weight pounds
70003 M10x0.75	1.2	1.2	Diamond	0.33

**HM•LINE** Ball milling cutter**Materials to be processed**

- UV CIPP
- PVC
- Roots
- Felt CIPP

**Field of Application**

- Opening of laterals and inlet lines
- Removal of intruding obstacles
- CIPP liner finishing

Article-No.	d inch	h inch	Grit	Weight pounds
50005 M10x0.75	1.2	1.3	Carbide	0.33

**HM•LINE** Half-ball milling cutter**Materials to be processed**

- UV CIPP
- PVC
- Roots
- Felt CIPP

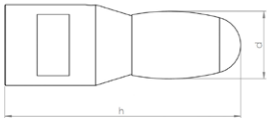
**Field of Application**

- Opening of laterals and inlet lines
- Removal of intruding obstacles
- CIPP liner finishing

Article-No.	d inch	h inch	Grit	Weight pounds
50004 M10x0.75	1.6	1.2	Carbide	0.33



VHM•LINE oval shaped



Materials to be processed

- Cast Iron
- Steel

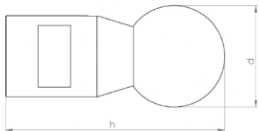
Note: Use on concrete or vitrified clay will destroy the cutting elements!

Field of Application

- Removal of intruding obstacles

Article-No.	d inch	h inch	Segments	Weight pounds
60001 M10x0.75	0.6	2.2	1	0.33

VHM•LINE ball shaped



Materials to be processed

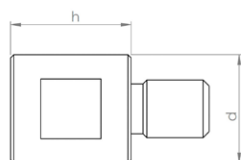
- Cast Iron
- Steel

Note: Use on concrete or vitrified clay will destroy the cutting elements!

Field of Application

- Removal of intruding obstacles

Article-No.	d inch	h inch	Segments	Weight pounds
60002 M10x0.75	1.0	2.2	1	0.33

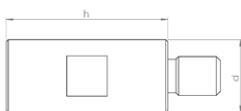
**Extension 20 mm****Description**

CNC fabricated tool extension for increased working radius of robot arm.

**Specification**

Stainless steel

Article-No.	d inch	h inch	Weight pounds
90179 M10x0.75	0.7	0.8	0.13

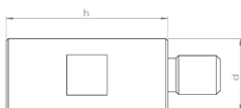
**Extension 30 mm****Description**

CNC fabricated tool extension for increased working radius of robot arm.

**Specification**

Stainless steel

Article-No.	d inch	h inch	Weight pounds
90180 M10x0.75	0.7	1.2	0.13

**Extension 40 mm****Description**

CNC fabricated tool extension for increased working radius of robot arm.

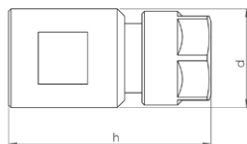
**Specification**

Stainless steel

Article-No.	d inch	h inch	Weight pounds
90181 M10x0.75	0.7	1.6	0.15



### Adapter for mounting commercially available shank tools Ø 1/4"



#### Description

CNC fabricated collet chuck adapter for mounting commercially available shank tools.

e.g. burrs, brushes, flap grinders etc...

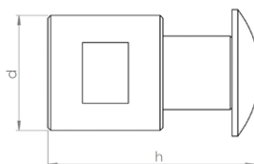
Mounting: Shank Ø 1/4"

#### Specification

Stainless steel

Article-No.	d inch	h inch	Weight pounds
90172 M10x0.75	0.8	1.6	0.15

### Adapter for mounting of 2 wheel brushes



#### Description

CNC fabricated adapter for mounting of 2 wheel brushes.

Mounting shaft Ø 12,7 mm

includes locking screw and cupped washer

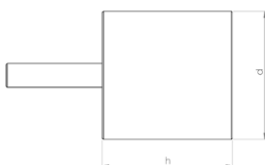
**NOTE:** This adapter cannot be used to mount a single brush!

#### Specification

Stainless steel

Article-No.	d inch	h inch	Weight pounds
90141 M10x0.75	0.8	1.3	0.11

### Mounted point-cylindrical



#### Description

Corundum mounted point, for working on steel and cast iron.

NOTE: Only useable with adapter!

#### Specification

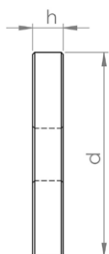
Corundum

Article-No.	d inch	h inch	Weight pounds
81002	1.3	1.3	0.17





### Wheel brush Ø 45 mm



#### Description

Premium rotary wire brushes for finishing work on CIPP liners and PVC.

Mounting hole Ø 12,7 mm

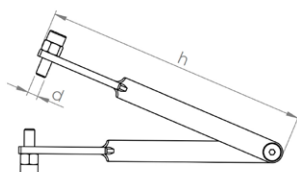
**NOTE:** May be used only with matching adapter! Packing unit: 2 pieces

#### Specification

Wire thickness: Ø 0,3 mm

Article-No.	d inch	h inch	Weight pounds
80025	1.8	0.3	0.11

### Pin-tipped tongs for safe tool changeover



#### Description

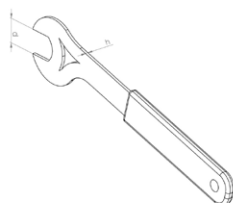
The tongs are fitted with pin (with adjustable gripping depth) which are inserted into the gripping holes of the milling tools, permitting safe changeover without risking damage to the tooling.

#### Specification

Steel

Article-No.	d inch	h inch	Weight pounds
92002	0.2	5.9	0.27

### Open-end wrench 17 mm



#### Description

The flat design of the wrench is particularly well suited for milling tools with low base height.

#### Specification

Steel

Article-No.	d inch	h inch	Weight pounds
92001 SW17	0.7	0.1	0.17